


# TIGER CLAW™ SOCKET STRIP

(2.00 mm) .0787" PITCH • MMS SERIES



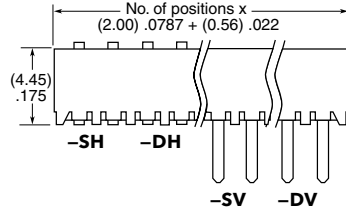
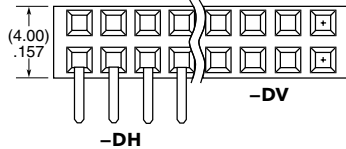
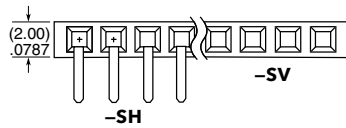
**MMS**

**Board Mates:**  
TMMH, TMM, MTMM, MMT, TW, LTMM, ZLTMM, TSH

**Cable Mates:**  
TCMD

<b>MMS</b>	<b>1</b>	<b>NO. PINS PER ROW</b>	<b>01</b>	<b>PLATING OPTION</b>	<b>ROW OPTION</b>	<b>OPTION</b>
------------	----------	-------------------------	-----------	-----------------------	-------------------	---------------

02 thru 40



**-F**  
= Gold flash on contact, Matte Tin on tail

**-L**  
= 10 μ" (0.25 μm) Gold contact, Matte Tin on tail

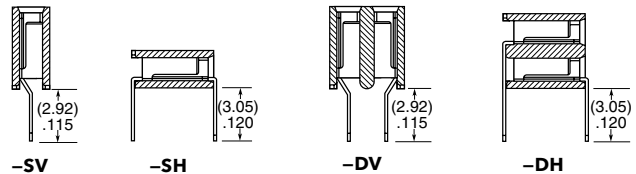
**-SV**  
= Single Vertical

**-SH**  
= Single Horizontal

**-DV**  
= Double Vertical

**-DH**  
= Double Horizontal

**-XX**  
= Polarized Position



**SPECIFICATIONS**

**Insulator Material:**

Black LCP

**Contact Material:**

Phosphor Bronze

**Plating:**

Sn or Au over

50 μ" (1.27 μm) Ni

**Current Rating (MMS/TMM):**

3.9 A per pin

(2 pins powered)

**Operating Temp Range:**

-55 °C to +125 °C with Gold

-55 °C to +105 °C with Tin

**Insertion Depth:**

DH = (2.13 mm) .084" to (2.79 mm) .110"

SH = (2.13 mm) .084" minimum or pass-through

Top Entry DV/SV = (2.13 mm) .084" to (4.32 mm) .170"

Bottom Entry DV/SV = (4.27 mm) .168" minimum (Plus board)

**PROCESSING**

**Lead-Free Solderable:**

Yes

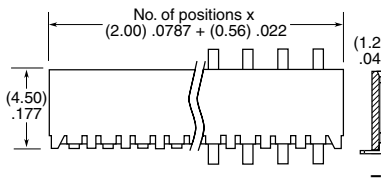
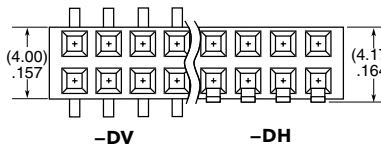
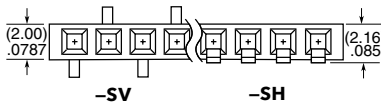
**SMT Lead Coplanarity:**

(0.15 mm) .006" max\*

\*(.004" stencil solution may be available; contact ipg@samtec.com)

<b>MMS</b>	<b>1</b>	<b>NO. PINS PER ROW</b>	<b>02</b>	<b>PLATING OPTION</b>	<b>ROW OPTION</b>	<b>OTHER OPTION</b>
------------	----------	-------------------------	-----------	-----------------------	-------------------	---------------------

02 thru 40



**-F**  
= Gold flash on contact, Matte Tin on tail

**-L**  
= 10 μ" (0.25 μm) Gold contact, Matte Tin on tail

**-SV**  
= Single Vertical

**-SH**  
= Single Horizontal

**-DV**  
= Double Vertical

**-DH**  
= Double Horizontal

**-XX**  
= Polarized Position

**-K**  
= (5.50 mm) .217" DIA Polyimide Film Pick & Place Pad (3 positions min.) (-SV & -DV only)

**-M**  
= Metal Pick & Place Pad (4 positions min.) (-DV only)

**-P**  
= Plastic Pick & Place Pad (4 positions min.) (-SV & -DV only)



**-TR**  
= Tape & Reel

**-FR**  
= Full Reel Tape & Reel (must order max. quantity per reel; contact Samtec for quantity breaks)

**ALSO AVAILABLE**  
MOQ Required

Alignment Pin (-DV only)

Locking clips and Through-hole pass-through options

Other platings

**Note:**

Some lengths, styles and options are non-standard, non-returnable.