

Premo-Flex™ FFC jumpers, available in a variety of pitches, cable lengths and thicknesses, plus high-temperature ratings up to +105°C, deliver durable, ultra flexible, low-cost solutions for PCB connections in virtually any industry



Premo-Flex™ Flat Flex Cable Jumpers

Cable Thickness 0.12mm

- 15166 Tin, 0.50mm Pitch, 105°C
- 15167 Tin, 1.00mm Pitch, 105°C
- 15168 Tin, 1.25mm Pitch, 105°C

Cable Thickness 0.22mm

- 98266 Tin, 0.50mm Pitch, 105°C
- 98267 Tin, 1.00mm Pitch, 105°C
- 98268 Tin, 1.25mm Pitch, 105°C

Cable Thickness 0.27mm

- 15266 Tin, 0.50mm Pitch, 105°C
- 15267 Tin, 1.00mm Pitch, 105°C
- 15268 Tin, 1.25mm Pitch, 105°C
- 15020 Gold, 0.50mm Pitch, 105°C
- 15039 Gold, 1.00mm Pitch, 105°C
- 15049 Gold, 1.25mm Pitch, 105°C


The complete line of 0.50, 1.00 and 1.25mm pitch flat flex cable (FFC) jumpers offers standard lengths, pitches and circuit sizes to accommodate a wide range of flexible interconnect requirements between two PC boards. Standard, off-the-shelf FFC cable jumpers reduce lead-times and tooling costs to the customer. In addition, Molex can also accommodate custom requirements for FFC cable jumpers in lengths of over 305mm, with prototype lead-times of around 1 week.

The flat flex jumpers are terminated to Zero Insertion Force (ZIF), non-ZIF or Low Insertion Force (LIF) FFC connectors, available from Molex. Premo-Flex standard flat flex jumpers are now available in extra flexible 0.12mm cable, ideal for complex board-to-board interconnections in confined spaces.

Molex offers an extensive range of FFC connectors and is able to design customized FFC connectors to customer requirements. Type A (same-side) and Type D (opposite-side) contact layouts allow for mirrored contacts in top- and bottom-mount ZIF applications. For additional information visit: www.molex.com/product/premoflex_ffc-fpc.html

FEATURES AND BENEFITS

- | | |
|---|--|
| <ul style="list-style-type: none"> • Available in numerous circuit sizes (4 to 60) and custom lengths | <ul style="list-style-type: none"> • Provides limitless design-in options |
| <ul style="list-style-type: none"> • Contact area can be configured on the same or opposite sides of the flexible cable jumper | <ul style="list-style-type: none"> • Cable mirrors signal layout between PCBs |
| <ul style="list-style-type: none"> • Rated up to +105°C | <ul style="list-style-type: none"> • Meets industry-standard requirements |
| <ul style="list-style-type: none"> • Simple assembly process | <ul style="list-style-type: none"> • Ideal for electrical connections between PCBs, display boards, etc. |
| <ul style="list-style-type: none"> • Various cable termination thicknesses | <ul style="list-style-type: none"> • Meets industry-standard ZIF connector requirements • Ease-of-assembly in hard-to-reach applications |
| <ul style="list-style-type: none"> • Polyester insulation | <ul style="list-style-type: none"> • Meets Registration Evaluation, Authorization and Restriction of Chemicals (REACH) requirements |
| <ul style="list-style-type: none"> • Extra flexible 0.12mm cable option | <ul style="list-style-type: none"> • Extends life of cable: 900,000 cycles vs. standard jumper flex life of 6,000 cycles |



Premo-Flex™ Flat Flex Jumpers

MARKETS AND APPLICATIONS

- | | |
|---|---|
| <ul style="list-style-type: none"> • Automotive <ul style="list-style-type: none"> - Radio, CD, DVD, GPS device - LCD display - Keyboard - Moveable units | <ul style="list-style-type: none"> • Industrial • Medical Equipment • Military • Home Appliance <ul style="list-style-type: none"> - Control Panels |
| <ul style="list-style-type: none"> • Consumer <ul style="list-style-type: none"> - Set top box - Camcorder - Plasma display | |
| <ul style="list-style-type: none"> • Computer <ul style="list-style-type: none"> - Notebook - Printer - Scanner - Keyboard - LCD flat panel | |



Automotive Electronics



Surgery Lamp

SPECIFICATIONS

Reference Information

Packaging: Box
 UL Style No: 20706 (copper wire)
 Flame Resistance: UL 758 VW-1
 RoHS: Yes
 Halogen Free: Yes

Physical

Temperature Rating: -40 to +105°C
 Heat Resistance: 168 hours at +136°C
 Moisture Resistance: 96 hours at +60°C,
 95% Relative Humidity (RH)
 Folding: Specimen to be folded manually
 at +180° over a 4.00mm (.157") radius,
 min. 20 cycles

Electrical

Voltage (max.): 60V
 Current (max.):
 0.50mm Pitch — 0.5A
 1.00mm Pitch — 1.2A
 1.25mm Pitch — 1.4A
 Conductor Resistance: 730 ohms per km. max.
 Insulation Resistance: 10 Megohms per km. min.
 Dielectric Test: 200V AC for 1 minute, no
 disrupted discharge

Premo-Flex™ Flat Flex Cable Jumpers

Cable Thickness 0.12mm



15166 Tin, 0.50mm Pitch, 105°C
 15167 Tin, 1.00mm Pitch, 105°C
 15168 Tin, 1.25mm Pitch, 105°C

Cable Thickness 0.22mm

98266 Tin, 0.50mm Pitch, 105°C
 98267 Tin, 1.00mm Pitch, 105°C
 98268 Tin, 1.25mm Pitch, 105°C

Cable Thickness 0.27mm

15266 Tin, 0.50mm Pitch, 105°C
 15267 Tin, 1.00mm Pitch, 105°C
 15268 Tin, 1.25mm Pitch, 105°C
 15020 Gold, 0.50mm Pitch, 105°C
 15039 Gold, 1.00mm Pitch, 105°C
 15049 Gold, 1.25mm Pitch, 105°C



Control Panels

ORDERING INFORMATION

Series No.	Plating Material	Cable Thickness mm	Flex Life Cycles	Pitch mm	Temp Rating Max. °C	Circuits	Contact Layout Type	Cable Lengths	Minimum Order Quantity		
15166-XXXX	Tin	0.12	2.5M	0.50	105	6 to 60	A or D	Standard lengths 30 up to 305mm	1000		
15167-XXXX				1.00							
15168-XXXX				1.25							
98266-XXXX		0.22	100K	0.50		6 to 50					
98267-XXXX				1.00		4 to 50					
98268-XXXX				1.25							
15266-XXXX	Gold	.27	10K	0.50	105	4 to 50		Custom lengths available over 305mm			
15267-XXXX				1.00							
15268-XXXX				1.25							
15020-XXXX				0.50		6 to 50					
15039-XXXX										1.00	4 to 50
15049-XXXX											