


# POWER HEADERS, STACKERS & SOCKETS

MAX  
13.1  
A m p s



(3.96 mm) .156" PITCH • FWJ, HFWJ, JW, FHP SERIES

**FWJ, HFWJ, JW**  
Board Mates:  
FHP

**FHP**  
Board Mates:  
FWJ, HFWJ, JW

## SPECIFICATIONS

**Insulator Material:**  
FWJ = Black Glass Filled Polyester  
HFWJ, JW = Natural Liquid Crystal Polymer  
FHP = Black LCP

**Terminal Material (FWJ, HFWJ, JW):**  
Phosphor Bronze

**Contact Material (FHP):**  
BeCu

**Plating:**  
Sn over 50 μ" (1.27 μm) Ni

**Operating Temp Range:**  
-55 °C to +105 °C

**Voltage Rating:**  
600 VAC/845 VDC

**Insertion Depth (FHP):**  
(3.57 mm) .140" to (8.76 mm) .345" or pass-through from top

**Wiping Distance (FHP):**  
(0.38 mm) .015"

## PROCESSING

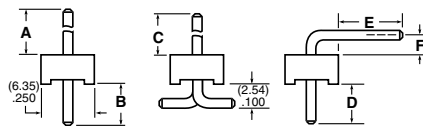
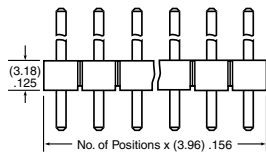
**Lead-Free Solderable:**  
FWJ = No, Lead Wave only  
HFWJ, JW, FHP = Yes

**SMT Lead Coplanarity:**  
HFWJ, FWJ, JW = (0.20 mm) .008" max (02-16)\*  
(0.25 mm) .010" max (17-24)\*  
FHP = (0.15 mm) .006" max\*  
\*(.004" stencil solution may be available; contact ipg@samtec.com)

**Note:**  
Some lengths, styles and options are non-standard, non-returnable.

SERIES	NO. OF PINS	LEAD STYLE	PLATING OPTION	S	OTHER OPTIONS
--------	-------------	------------	----------------	---	---------------

<b>FWJ</b> Standard Header	<b>01 thru 24</b>	Specify LEAD STYLE from chart below	-T = Matte Tin		Leave blank for Through-hole  -RA = Right-angle (Style -02 & -04 only)  -VS = Surface Mount Requires HFWJ (2 pins/row minimum) Style -05 not available.
<b>HFWJ</b> High Temp Header					-P = Pick & Place Pad (3 Pos. min.) (6.98 mm) .275" min. post height (-VS only)



LEAD STYLE	A	B	C	D	E	F
-01	(11.43) .450	(4.45) .175	(10.46) .412	-	-	-
-02	(12.70) .500	-	(11.73) .462	(4.45) .175	(8.13) .320	(2.54) .100
-04	(20.55) .809	(3.96) .156	(19.10) .752	(3.96) .156	(13.56) .534	(4.95) .195
-05*	(3.81) .150	(12.07) .475	-	-	-	-

\*FWJ Only

JW	NO. OF PINS	04	PLATING OPTION	S	STACK HEIGHT	POST HEIGHT	OTHER OPTIONS
----	-------------	----	----------------	---	--------------	-------------	---------------

02 thru 24

-T  
= Matte Tin

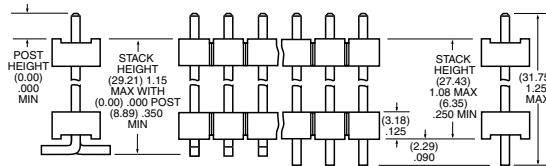
-“XXX”  
= Stacker Height (in inches) (0.13 mm) .005" increments

-“XXX”  
= Post Height (in inches)

Leave blank for Through-hole

-VS  
= Surface Mount (2 pins/row minimum)

-P  
= Pick & Place Pad (3 Pos. min.) (6.98 mm) .275" min. post height (-VS only)



Example: -250 = (6.35 mm) .250"

FHP	NO. OF PINS	LEAD STYLE	PLATING OPTION	S	OTHER OPTIONS
-----	-------------	------------	----------------	---	---------------

02 thru 24

-01  
= Through-hole

-T  
= Matte Tin

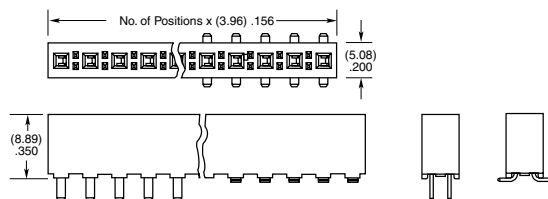
-02  
= Surface Mount

-LC  
= Locking Clip (Manual placement required) (-02 lead style only)

-TR  
= Tape & Reel Packaging (Available on positions 2-18) (-02 lead style only)

-K  
= (6.50 mm) .256" DIA Polyimide film Pick & Place Pad (2-4 positions require -“X”R) (-02 lead style only)

-FR  
= Full Reel Tape & Reel (must order max. quantity per reel; contact Samtec for quantity breaks) (Available on positions 2-18) (-02 lead style only)



-01 -02

# Mouser Electronics

Authorized Distributor

Click to View Pricing, Inventory, Delivery & Lifecycle Information:

[Samtec:](#)

[JW-17-04-T-S-395-500-VS](#) [JW-24-04-T-S-250-250](#) [JW-05-04-T-S-355-345](#) [JW-18-04-T-S-250-250](#) [JW-04-04-T-S-450-250](#) [JW-03-04-T-S-250-250](#) [JW-05-04-T-S-400-400](#) [JW-14-04-T-S-350-465](#) [JW-08-04-T-S-650-140](#) [JW-06-04-T-S-250-325](#) [JW-10-04-T-S-750-335](#)