


THROUGH-HOLE .025" SQ POST SOCKET

(2.54 mm) .100" PITCH • SSW/SSQ SERIES



SSW/SSQ

Mates:

TSW, MTSW, MTLW,
DW, EW, ZW, TSS, ZSS,
TSM, TSSH, HTSS

SPECIFICATIONS

Insulator Material:

Black Liquid Crystal Polymer (-S & -D) or
Black High Temperature Thermoplastic (-T)

Contact Material:

Phosphor Bronze

Plating:

Au or Sn over

50 μ" (1.27 μm) Ni

Current Rating (SSW/TSM):

4.7 A per pin

(2 pins powered)

Current Rating (SSQ/TSW):

6.3 A per pin

(2 pins powered)

Operating Temp Range:

-55 °C to +125 °C with Gold

-55 °C to +105 °C with Tin

Insertion Depth:

(3.68 mm) .145" to

(6.35 mm) .250"

Max Cycles:

100 with 10 μ" (0.25 μm) Au

Voltage Rating:

465 VAC / 655 VDC

PROCESSING

Lead-Free Solderable:

Yes:

-S and -D row option

No, Lead Wave only:

-P, -T and -Q row option

SERIES	1	NO. PINS PER ROW	LEAD STYLE	PLATING OPTION	ROW OPTION	TAIL OPTION	OTHER OPTION
--------	---	------------------	------------	----------------	------------	-------------	--------------

SSW
= Solder Tail

01 thru 50

Specify
LEAD STYLE
from chart

-F
= Gold flash on contact,
Matte Tin on tail

-S
= Single Row

Leave blank for straight pin version)

-LL
= Locking Lead

SSQ
= Square Tail

-L
= 10 μ" (0.25 μm)
Gold on contact,
Matte Tin on tail

-P
= Single Row
(36 pins max)

-RA
= Right-angle

Available on tails from
(2.29 mm) .090" to
(7.87 mm) .310" only.
Not Available with single row 1 or 2 positions)

-G
= 20 μ" (0.51 μm)
Gold on contact,
Gold flash on tail

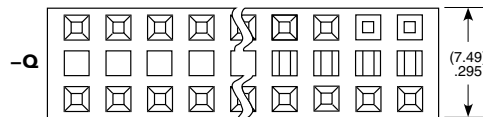
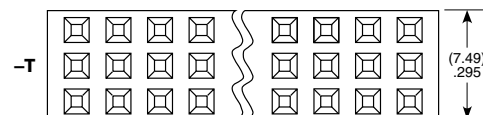
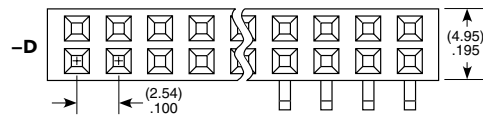
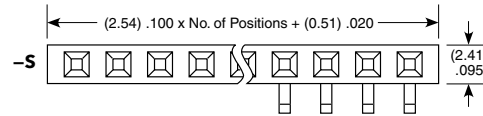
-D
= Double Row

-T
= Triple Row

-Q
= Double Row
.200"
(5.08 mm)
row space
(outer rows filled only)

"XXX"
= Polarized
(Specify "XXX" as position number)

-T
= Matte Tin
(-T N/A on LIF contacts)



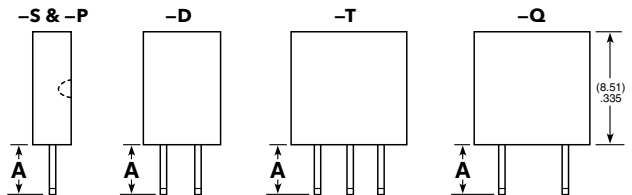
Through-hole

Right-angle

THROUGH-HOLE		
LEAD STYLE		SINGLE DOUBLE OR TRIPLE A
Standard Insertion Force	Low Insertion Force*	
-01	-21	(2.64) .104
-02	-22	(4.93) .194
-03	-23	(10.00) .394
-04	-24	(14.83) .584
-06**	N/A	(3.15) .124

* LIF not available with Tin Plating

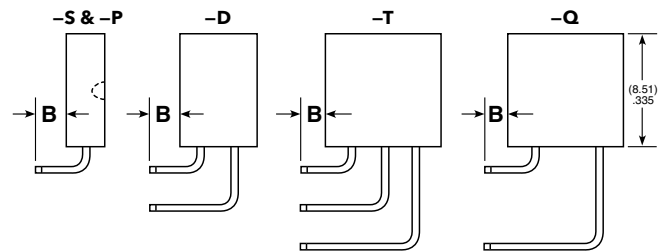
**Style -06 Not available with SSQ



Straight Pin Versions

RIGHT-ANGLE				
LEAD STYLE		SINGLE	DOUBLE	TRIPLE
Standard Insertion Force	Low Insertion Force*	(-S) B	(-D) B	(-T & -Q) B
-02	-22	(2.54) .100	(2.54) .100	(2.54) .100
-03	-23	(7.62) .300	(7.62) .300	N/A
-04	-24	(12.45) .490	N/A	N/A

*LIF not available with Tin Plating



Right-angle Versions

Note:

Some lengths, styles and options are non-standard, non-returnable.

Mouser Electronics

Authorized Distributor

Click to View Pricing, Inventory, Delivery & Lifecycle Information:

[Samtec:](#)

[SSQ-108-01-S-D](#) [SSQ-110-01-G-D](#) [SSQ-132-01-G-D](#) [SSQ-104-01-G-D](#) [SSQ-117-01-G-D](#) [SSQ-108-01-S-D-LL](#)
[SSQ-105-02-G-D-RA](#) [SSQ-105-01-S-D](#) [SSQ-112-01-G-D](#) [SSQ-105-01-G-S](#) [SSQ-106-01-G-S](#) [SSQ-110-01-S-D](#)
[SSQ-105-01-T-D](#) [SSQ-120-02-G-D](#) [SSQ-132-02-G-D](#) [SSQ-135-02-T-D](#) [SSQ-105-03-G-D](#) [SSQ-108-01-G-D](#) [SSQ-](#)
[120-01-T-D](#) [SSQ-110-01-T-D](#) [SSQ-112-02-G-D](#) [SSQ-115-01-G-S](#) [SSQ-120-01-G-D](#) [SSQ-110-03-S-D](#) [SSQ-106-01-](#)
[G-D](#) [SSQ-110-03-G-S](#) [SSQ-110-01-F-D](#) [SSQ-104-03-G-D](#) [SSQ-105-02-T-D-RA](#) [SSQ-105-02-S-D-RA](#) [SSQ-103-02-](#)
[T-D](#) [SSQ-105-02-S-S](#) [SSQ-109-01-G-D](#) [SSQ-110-01-T-S](#) [SSQ-105-01-F-D](#) [SSQ-105-01-S-D-LL](#) [SSQ-108-23-G-D](#)
[SSQ-110-02-G-D](#) [SSQ-104-02-G-S](#) [SSQ-105-02-S-D-LL](#) [SSQ-105-03-S-D](#) [SSQ-110-01-G-S](#) [SSQ-111-01-G-D-010](#)
[SSQ-105-21-G-D](#) [SSQ-102-01-S-D](#) [SSQ-120-03-F-S](#) [SSQ-110-03-G-D](#) [SSQ-126-02-T-D](#) [SSQ-109-02-G-S-RA](#) [SSQ-](#)
[124-01-G-S](#) [SSQ-111-02-S-D-RA](#) [SSQ-126-01-G-T](#) [SSQ-110-23-F-D](#) [SSQ-118-02-G-S](#) [SSQ-123-23-G-D-LL](#) [SSQ-](#)
[117-04-G-D](#) [SSQ-118-01-G-D](#) [SSQ-121-02-T-D](#) [SSQ-133-22-S-D](#) [SSQ-107-01-G-D](#) [SSQ-103-01-F-S](#) [SSQ-106-02-](#)
[G-D](#) [SSQ-108-21-G-D](#) [SSQ-106-02-S-D-RA](#) [SSQ-106-03-S-D](#) [SSQ-107-01-T-D](#) [SSQ-103-01-G-D](#) [SSQ-110-04-F-S](#)
[SSQ-110-23-F-S](#) [SSQ-114-04-G-D](#) [SSQ-108-02-S-D-RA](#) [SSQ-132-02-S-D](#) [SSQ-107-02-G-D-RA](#) [SSQ-116-02-T-S](#)
[SSQ-113-23-G-D](#) [SSQ-116-01-S-D](#) [SSQ-111-21-G-D](#) [SSQ-117-02-G-D](#) [SSQ-120-22-G-D](#) [SSQ-120-01-S-D](#) [SSQ-](#)
[127-21-G-D](#) [SSQ-114-02-G-S-RA](#) [SSQ-134-01-G-S](#) [SSQ-102-04-G-S](#) [SSQ-105-01-S-S-LL](#) [SSQ-106-01-L-D](#) [SSQ-](#)
[107-02-G-S](#) [SSQ-101-01-G-S](#) [SSQ-102-03-G-S](#) [SSQ-105-02-S-S-RA](#) [SSQ-104-01-T-D](#) [SSQ-107-03-T-D](#) [SSQ-108-](#)
[04-G-S](#) [SSQ-102-03-G-D](#) [SSQ-104-01-S-D](#) [SSQ-110-02-S-D-RA](#) [SSQ-107-01-L-D](#) [SSQ-113-03-T-D](#) [SSQ-105-02-T-](#)
[D](#) [SSQ-108-02-S-S-RA](#)