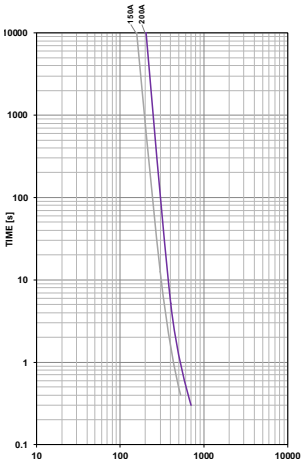
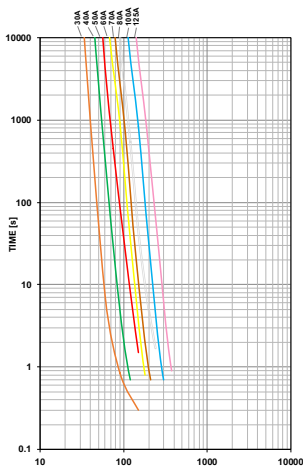


BF1 Fuses



One Hole BF1 Fuses

Time-Current Characteristic Curves



BF1 Fuse Rated 32V

This BF1 fuse is rated at 32V and offers a bolt-on fuse for high current wiring protection. Current rating 23A - 200A; with transparent housing material for easy detection of blown fuses. One-Hole BF1 fuses have a current rating 60-125A.

Specifications

Voltage Rating:	32 VDC	
Interrupting Rating:	30A:	1000A @32 VDC
	40A - 150A:	2000A @32 VDC
	200A:	1500A @32 VDC
Recommended Environmental Temperature:	-40° to 125°C	
Terminals Material:	Tin plated copper alloy	
Housing Material:	PET-GF33 (U.L. 94 Flammability rating – V0)	
Clear Housing Material:	PES (U.L. 94 Flammability rating – V0)	
Mounting Torque M5:	4.5 Nm +/- 1Nm	
Mounting Torque M6:	6.0 Nm +/- 1Nm	
Refers to:	ISO 8820-5:2015, UL 248 Special Purpose Fuses	



Ordering Information

Part Number	Rated Current	Package Size	Bolt Size	Bolt Hole Qty
153.5631.xxx2	30A-200A	1000	M5	2
153.5631.xxx1	30A-200A	10	M5	2
153.7010.xxx2	30A-150A	1000	M6	2
153.7000.xxx2	150-200A	500	M6	2
153.0010.xxx2	60A-125A	1000	M6	1
153.0020.xxx2	30A-200A	500	--	0

Time-Current Characteristics

% of Rating	Opening Time Min / Max (s)	
	30-125A	150-200A
75	- / -	360,000 / ∞
100	360,000 / ∞	- / -
110	14,400 / ∞	- / -
150	90 / 3,600	- / -
200	3 / 100	1 / 15
300	0.3 / 3	- / -
350	- / -	0.3 / 5
500	0.1 / 1	- / -
600	- / -	0.1 / 1

Ratings

Part Number	Current Rating (A)	Housing Material Color	Test Cable Size (mm ²)	Typ. Voltage Drop (mV)	Typ. Cold Resistance (mΩ)	Typ. I ² t (A ² s)
153.xxxx.530_	30	Orange	2.5	105	2.70	5,100
153.xxxx.540_	40	Green	4	90	1.56	6,800
153.xxxx.550_	50	Red	6	80	1.03	6,900
153.xxxx.560_	60	Yellow	6	75	0.75	16,200
153.xxxx.570_	70	Brown	10	70	0.64	22,000
153.xxxx.580_	80	White	10	70	0.55	25,600
153.xxxx.610_	100	Blue	16	70	0.44	42,500
153.xxxx.612_	125	Pink	25	70	0.34	62,500
153.xxxx.615_1	150	Grey	25	70	0.29	83,400
153.xxxx.620_3	200	Purple	35	70	0.24	126,000

Note 1: Short Circuit Protector only

The typical I²t is an average value calculated from the breaking capacity tests by using the melting time before the arcing occurs.

REV07272021

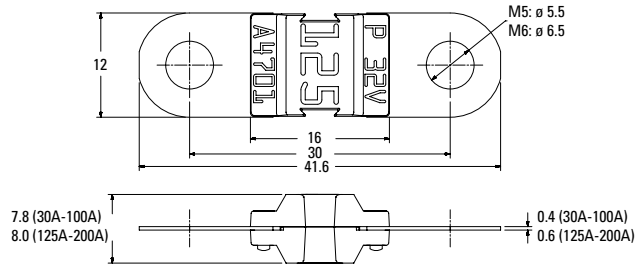
Littelfuse® products are not designed for, and shall not be used for, any purpose (including, without limitation, automotive, military, aerospace, medical, life-saving, life-sustaining or nuclear facility applications, devices intended for surgical implant into the body, or any other application in which the failure or lack of desired operation of the product may result in personal injury, death, or property damage) other than those expressly set forth in applicable Littelfuse® product documentation. Warranties granted by Littelfuse® shall be deemed void for products used for any purpose not expressly set forth in applicable Littelfuse® documentation. Littelfuse® shall not be liable for any claims or damages arising out of products used in applications not expressly intended by Littelfuse® as set forth in applicable Littelfuse® documentation. The sale and use of Littelfuse® products is subject to Littelfuse Terms and Conditions of Sale, unless otherwise agreed by Littelfuse®.

BF1 Fuse Rated 32V

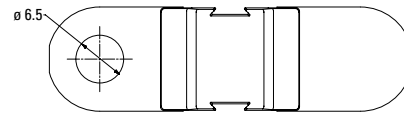
Dimensions

Dimensions in mm for reference only.
See outline drawing for dimensions and tolerances.

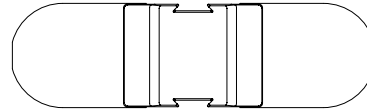
BF1 2 Holes M5/M6 versions



BF1 1 Hole M6 version

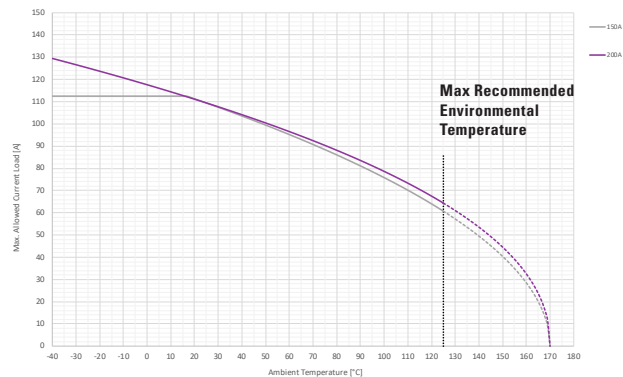
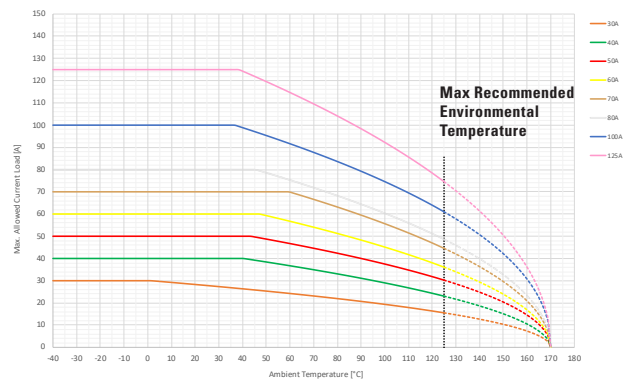


BF1 No Holes versions



Typical Derating of Fuse Melting Element

Temperature Security Margin is 20%
Please contact Littelfuse® for Details Regarding Derating Test Set-Up.



Temperature Table

	max. allowed current load [A] at ambient temperature (typical derating)						
	-40°C	0°C	20°C	65°C	85°C	110°C	125°C
30A	30	30	28	24	21	18	16
40A	40	40	40	36	32	27	23
50A	50	50	50	46	41	35	30
60A	60	60	60	55	50	42	36
70A	70	70	70	68	61	51	45
80A	80	80	80	74	66	56	49
100A	100	100	100	90	81	70	61
125A	125	125	125	112	101	86	75
150A	113	113	111	93	84	70	61
200A	129	118	111	95	86	73	64

Derating curves may change depending on the final condition of the application (terminals characteristics, wire size etc.). Please ask Littelfuse for more information.

REV07272021

Littelfuse® products are not designed for, and shall not be used for, any purpose (including, without limitation, automotive, military, aerospace, medical, life-saving, life-sustaining or nuclear facility applications, devices intended for surgical implant into the body, or any other application in which the failure or lack of desired operation of the product may result in personal injury, death, or property damage) other than those expressly set forth in applicable Littelfuse® product documentation. Warranties granted by Littelfuse® shall be deemed void for products used for any purpose not expressly set forth in applicable Littelfuse® documentation. Littelfuse® shall not be liable for any claims or damages arising out of products used in applications not expressly intended by Littelfuse® as set forth in applicable Littelfuse® documentation. The sale and use of Littelfuse® products is subject to Littelfuse Terms and Conditions of Sale, unless otherwise agreed by Littelfuse®.