


SMA TO 26.5 GHz

SMA Cable Assemblies

RF047-A, RF086, RF23C, RF25S, RF402, RF405, RF180, RF280



VSWR

RF047-A: 1.30 max.
RF086: 1.30 max.
RF23C: 1.30 max.
RF180: 1.35 max.
RF280: 1.35 max.


Additional connector options available. Contact RFGroup@samtec.com

SERIES	END 1 CONNECTOR	END 2 CONNECTOR	OVERALL LENGTH
RF047-A = (1.2 mm) .047" overshield DIA 29 AWG millimeter wave cable	-01SP1* = SMA Straight Plug		-“XXXX” = Overall Length in millimeters
RF086 = (2.18 mm) .086" overshield DIA 23 AWG millimeter wave cable	-01RP1* = SMA Right-angle Plug (RF047-A, RF086, RF23C & RF25S not available)		-0100 (100 mm) 3.94" minimum (RF047-A, RF086, RF23C, RF25S, RF402, & RF405)
RF23C = MCW-2350CU-01 millimeter wave cable with copper foil shield	-01BJ1* = SMA Bulkhead Jack (RF402 & RF405 not available)		-0152 (152 mm) 5.984" minimum (RF180)
RF25S = MWC-2550-01 microwave cable with 25 AWG solid FEP dielectric	-01SB = Straight Bulkhead Jack, Sealed (RF047-A, RF086 & RF23C only)		-0200 (200 mm) 7.87" minimum (RF280)
RF402 = RG 402 (.141") 19 AWG semi-flexible microwave cable	*Remove last "1" from end connector when specifying RF047-A, RF086, RF23C, RF180 & RF280.		
RF405 = RG 405 (.086") 24 AWG semi-flexible microwave cable	ALSO AVAILABLE		
RF180 = (4.52 mm) .178" overshield DIA, 16 AWG microwave cable	1.00 mm, 1.35 mm, 1.85 mm, 2.40 mm, 2.92 mm, SMPM, SMP = RF047-A		
RF280 = (7 mm) .277" overshield DIA, 11 AWG microwave cable	1.85 mm, 2.40 mm, 2.92 mm, SMPM, SMP = RF086		
	2.40 mm, 2.92 mm, SMPM, SMP = RF23C		
	SMP = RF25S, RF405		
	TNCA, N Type = RF180		
	TNCA, N Type = RF280		

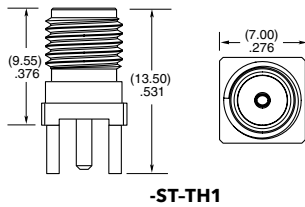
SMA Board Connectors

SMA-TH, SMA-SM, SMA-MT, SMA-EM

Cable Mates:
 RF047-A, RF086, RF23C, RF25S, RF402, RF405, RF180, RF280



SMA	GENDER	TYPE	PLATING	ORIENTATION	TERMINATION
	-J = Jack	-P = PCB Mount	-H = 30 μ" (0.76 μm) Gold center contact, 3 μ" (0.08 μm) Gold outer contact	-ST = Straight	-TH1 = Through-hole
			-GF = 10 μ" (0.25 μm) Gold center contact, 3 μ" (0.08 μm) Gold outer contact (-SM1 only)	-RA = Right-angle	-SM1 = Surface Mount (-GF-RA only)
					-EM1 = Edge Mount (-ST only)
					-EM3 = Drop-in Edge Mount (-ST only)
					-MT1 = Mixed Technology (-ST only)



SMA Cable Connectors

PRF01



CONNECTORS FOR INDUSTRY STANDARD CABLES		
PRF01-P-C-EP-120C-SS		Harbour LL120
PRF01-J-C-EP-142-SS		Harbour LL142
PRF01-P-C-EP-142-SS		Harbour LL142
PRF01-P-C-EP-142-RS		Harbour LL142
PRF01-P-C-EP-142A-SS		Harbour SB142
PRF01-P-C-EP-335-SS		Harbour LL335
PRF01-P-C-EP-335A-SS		Harbour LL335i
PRF01-P-C-EP-190-SS		Semflex HP190
PRF01-P-C-EP-190-RS		Semflex HP190
PRF01-P-C-EP-305-SS		Semflex HP305
PRF01-P-C-EP-290-SS		Semflex LA290

For a complete list of SMA cable connectors, visit www.samtec.com?PRF01

