

(1.27 mm) .050" PITCH • DISCRETE WIRE ASSEMBLY/COMPONENTS

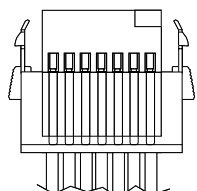
| SERIES | POSITIONS PER ROW | WIRE GAUGE | PLATING OPTION | ASSEMBLED LENGTH | END OPTION | END 2 OPTION |
|---|---|--|---|---|--|--|
| SFSD = Double Row PVC Cable SFSDT = Double Row Blue *Teflon™ Fluoropolymer Cable | -03, -04, -05, -07, -10, -15, -20, -25, -40, -50 (Standard sizes) | -28 = 28 AWG -28C = Color Coded Cable (SFSD only) -30 = 30 AWG | -G = 10 μ" (0.25 μm) Gold on contact, Gold Flash on balance | -"XX.XX" = Assembled Length in Inches (76.20 mm) 03.00" min. for -S end option (82.60 mm) 03.25" min. for -D end option | -S = Single Ended -D = Double Ended For -(X) specify "S" for single ended and "D" for double ended. -(X)R = Retention Latch (TFM-WT option required for mating) -(X)S = Screw Down (Not available in -03, -04 & -50 positions) (Mates with TFM-DS option) | Requires -D, -DS, -DR (End 1 Notch Up) -NUS = Notch up, straight (Pin 1 to Pin N-1) -NDS = Notch down, straight (Pin 1 to Pin 2) -NUX = Notch up, crossed (Pin 1 to Pin N) -NDX = Notch down, crossed (Pin 1 to Pin 1) |

SFSD(T) Board Mates: TFM, TFML, TFC (-SR & -DR requires -WT option)

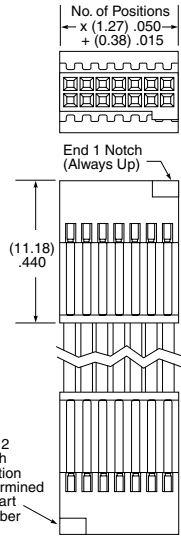
SPECIFICATIONS

Insulator Material: Black LCP
Contact Material: BeCu
Plating: Au over 50 μ" (1.27 μm) Ni
Current Rating: 2.9 A per pin (2 pins powered)
Operating Temp Range: -10 °C to +80 °C (PVC) -40 °C to +125 °C (*Teflon™ Fluoropolymer)
Voltage Rating: 280 VAC (PVC) 313 VAC (*Teflon™ Fluoropolymer)
Wire: 28 or 30 AWG

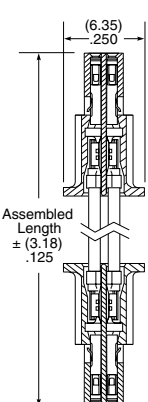
| PIN | COLOR |
|-----|--------|
| 1 | BROWN |
| 2 | RED |
| 3 | ORANGE |
| 4 | YELLOW |
| 5 | GREEN |
| 6 | VIOLET |
| 7 | GRAY |
| 8 | WHITE |
| 9 | BLACK |
| 10 | BLUE |
| ETC | REPEAT |



-SR



-D-NUS



SFSD OR SFSDT


*Teflon™ is a trademark of The Chemours Company FC, LLC used under license by Samtec.

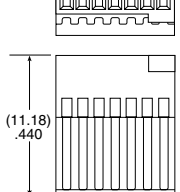
Notes: Teflon™ Fluoropolymer cable is intended for crimp only. Contact Samtec for solderable cable applications.

For wiring option information refer to drawings on web.

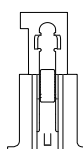
View complete specifications at: samtec.com?SFSD & samtec.com?SFSDT

| ISDF | POSITIONS PER ROW | ROW OPTION | OPTION | SERIES | WIRE GAUGE | 01 | PLATING |
|------|---|---------------------------|---|---|--------------------------------|----|--|
| | -03, -04, -05, -07, -10, -15, -20, -25, -40, -50 (Standard sizes) | -D = Double Row | -M = Metal Retention Latch -S = Screw Down | CC03R = Contact, Full Reel (35,000 Parts per Reel) CC03M = Contact, Mini Reel (1,000 - 5,000 Parts per Reel) | -2830 = 28 to 30 AWG | | -GF = Gold flash contact -G = 10 μ" (0.25 μm) Gold on contact |

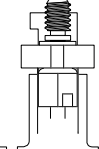





-D

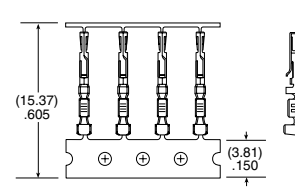


-M



-S





TOOLING

Hand Tool: CAT-HT-203-2830-12

Mini Applicator: CAT-MC-203-2830-XX-01

Clamp for mounting hand tool: CAT-HT-MNT-01

Extraction Tool: CAT-EX-169-01

Note: Some lengths, styles and options are non-standard, non-returnable.

View complete specifications at: samtec.com?ISDF, samtec.com?CC03R & samtec.com?CC03M