


RUGGED RELIABLE MICRO SOCKETS

(1.00 mm) .0394" PITCH • CLM/MLE SERIES



CLM

Mates:
FTM, FTMH, MW

MLE

Mates:
FTM, FTMH, MW

SPECIFICATIONS

Insulator Material: Black LCP
Contact Material:
 CLM: Phosphor Bronze
 MLE: BeCu
Plating:
 CLM: Au or Sn over
 50 μ " (1.27 μ m) Ni
 MLE: Au over 10 μ " (0.25 μ m) Ni
Current Rating (CLM/FTM):
 3.1 A per pin
 (2 pins powered)
Current Rating (MLE/FTM):
 2.9 A per pin (2 pins powered)
Operating Temp Range:
 -55 °C to +125 °C
Max Cycles:
 CLM: 100 with 10 μ " (0.25 μ m) Au
Voltage Rating:
 CLM: 270 VAC
 MLE: 310 VAC
Insertion Depth:
 CLM:
 Top Entry = (1.40 mm) .055" min.,
 Bottom Entry =
 (2.41 mm) .095" min.
 (Add board thickness for
 correct post OAL)
 MLE:
 (1.63 mm) .064" to
 (3.18 mm) .125" with
 (0.38 mm) .015" wipe,
 pass-through, or (2.44 mm) .096"
 minimum for bottom entry

PROCESSING

Lead-Free Solderable:
 Yes
SMT Lead Coplanarity:
 (0.10 mm) .004" max (02-25)
 (0.15 mm) .006" max (26-50)*
 *(.004" stencil solution
 may be available; contact
 ipg@samtec.com)

ALSO AVAILABLE

MOQ Required

Alignment pin
 Other Gold plating options



Note:
 Some lengths, styles and
 options are non-standard,
 non-returnable.



02 thru 50

-F
 = Gold flash on
 contact,
 Matte Tin on tail

-L
 = 10 μ " (0.25 μ m)
 Gold on contact,
 Matte Tin on tail

-BE
 = Bottom Entry
 (Required for bottom entry)

-K
 = (3.50 mm) .138" DIA
 Polyimide film
 Pick & Place Pad
 (7 positions minimum)

-P
 = Pick & Place Pad
 (7 positions minimum)

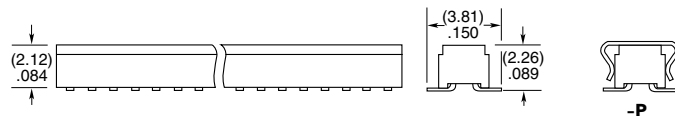
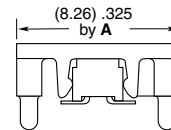
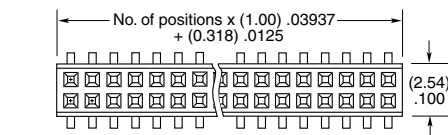
-PA
 = Pick & Place Pad with
 integral Alignment Pin

-TR
 = Tape & Reel

-FR
 = Full Reel Tape & Reel
 (must order maximum
 quantity per reel;
 contact Samtec for
 quantity breaks)



PIN/ROW	A
04-15	(3.56) .140
16-50	(7.11) .280



02 thru 50

-G
 = 10 μ "
 (0.25 μ m)
 Gold

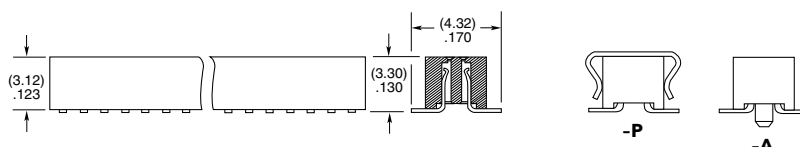
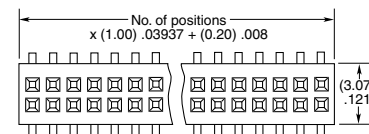
-A
 = Alignment Pin
 (3 positions minimum)
 Metal or plastic
 at Samtec discretion

-K
 = (4.00 mm) .1575" DIA
 Polyimide film
 Pick & Place Pad
 (5 positions minimum)

-P
 = Metal Pick & Place Pad
 (5 positions minimum)

-TR
 = Tape & Reel

-FR
 = Full Reel Tape & Reel
 (must order maximum
 quantity per reel;
 contact Samtec for
 quantity breaks)



Mouser Electronics

Authorized Distributor

Click to View Pricing, Inventory, Delivery & Lifecycle Information:

[Samtec:](#)

[MLE-110-01-G-DV-A](#) [MLE-120-01-G-DV-A](#) [MLE-140-01-G-DV-A](#) [MLE-135-01-G-DV-K](#) [MLE-125-01-G-DV](#) [MLE-107-01-G-DV](#) [MLE-112-01-G-DV](#) [MLE-107-01-G-DV-A](#) [MLE-140-01-G-DV](#) [MLE-108-01-G-DV-A](#) [MLE-107-01-G-DV-P](#) [MLE-116-01-G-DV](#) [MLE-120-01-G-DV](#) [MLE-115-01-G-DV](#) [MLE-112-01-G-DV-K](#) [MLE-108-01-G-DV](#) [MLE-117-01-G-DV-P](#) [MLE-113-01-G-DV-P](#) [MLE-115-01-G-DV-A](#) [MLE-105-01-G-DV-K-TR](#) [MLE-105-01-G-DV](#) [MLE-105-01-G-DV-A](#) [MLE-132-01-G-DV](#) [MLE-110-01-G-DV](#) [MLE-109-01-G-DV-A](#) [MLE-150-01-G-DV-A](#) [MLE-109-01-G-DV](#) [MLE-132-01-G-DV-P](#) [MLE-114-01-G-DV](#) [MLE-126-01-G-DV](#) [MLE-102-01-G-DV](#) [MLE-125-01-G-DV-A](#) [MLE-112-01-G-DV-A](#) [MLE-103-01-G-DV](#) [MLE-113-01-G-DV](#) [MLE-142-01-G-DV-P](#) [MLE-106-01-G-DV](#) [MLE-115-01-G-DV-K](#) [MLE-105-01-G-DV-K](#) [MLE-104-01-G-DV](#) [MLE-107-01-G-DV-A-K-TR](#) [MLE-150-01-G-DV-A-P-TR](#) [MLE-111-01-G-DV](#) [MLE-112-01-G-DV-A-P-TR](#) [MLE-112-01-G-DV-TR](#) [MLE-126-01-G-DV-A-TR](#) [MLE-128-01-G-DV-A-P](#) [MLE-145-01-G-DV-P-TR](#) [MLE-150-01-G-DV-A-K-TR](#) [MLE-105-01-G-DV-A-K](#) [MLE-108-01-G-DV-P-TR](#) [MLE-120-01-G-DV-K-TR](#) [MLE-132-01-G-DV-K](#) [MLE-134-01-G-DV-A-K](#) [MLE-135-01-G-DV](#) [MLE-120-01-G-DV-P](#) [MLE-105-01-G-DV-TR](#) [MLE-108-01-G-DV-A-P](#) [MLE-108-01-G-DV-A-TR](#) [MLE-110-01-G-DV-A-P](#) [MLE-110-01-G-DV-P](#) [MLE-118-01-G-DV-A-P](#) [MLE-135-01-G-DV-P-TR](#) [MLE-108-01-G-DV-K-TR](#) [MLE-110-01-G-DV-A-P-TR](#) [MLE-110-01-G-DV-P-TR](#) [MLE-125-01-G-DV-TR](#) [MLE-135-01-G-DV-P](#) [MLE-109-01-G-DV-TR](#) [MLE-118-01-G-DV-K](#) [MLE-132-01-G-DV-A-P-TR](#) [MLE-105-01-G-DV-A-K-TR](#) [MLE-108-01-G-DV-A-P-TR](#) [MLE-115-01-G-DV-P-TR](#) [MLE-124-01-G-DV](#) [MLE-130-01-G-DV-TR](#) [MLE-130-01-G-DV-K-TR](#) [MLE-140-01-G-DV-K](#) [MLE-106-01-G-DV-P-TR](#) [MLE-122-01-G-DV-A-K-TR](#) [MLE-108-01-G-DV-K](#) [MLE-119-01-G-DV-A](#) [MLE-125-01-G-DV-K](#) [MLE-125-01-G-DV-P-TR](#) [MLE-134-01-G-DV](#) [MLE-116-01-G-DV-K-TR](#) [MLE-125-01-G-DV-A-TR](#) [MLE-130-01-G-DV-A-TR](#) [MLE-130-01-G-DV-P-TR](#) [MLE-140-01-G-DV-P-TR](#) [MLE-109-01-G-DV-A-K-TR](#) [MLE-109-01-G-DV-A-TR](#) [MLE-120-01-G-DV-K](#) [MLE-106-01-G-DV-TR](#) [MLE-107-01-G-DV-A-P-TR](#) [MLE-128-01-G-DV](#) [MLE-130-01-G-DV-A-K](#) [MLE-130-01-G-DV-A-K-TR](#) [MLE-107-01-G-DV-A-TR](#) [MLE-106-01-G-DV-K-TR](#)