

 Product Catalog

MINITEK 127™

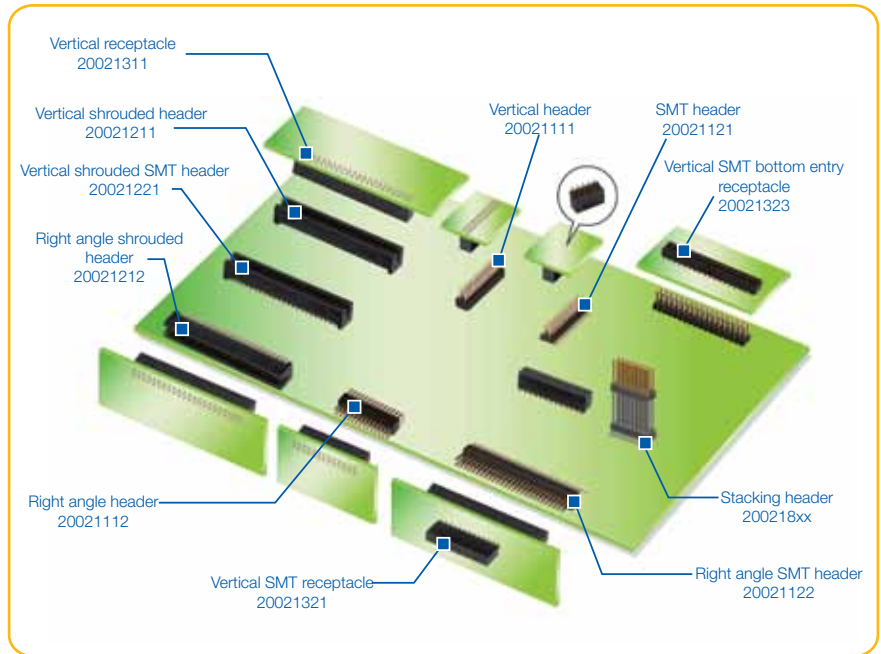
1.27 mm (.050") Modular System

FCI: SETTING THE STANDARD FOR CONNECTORS

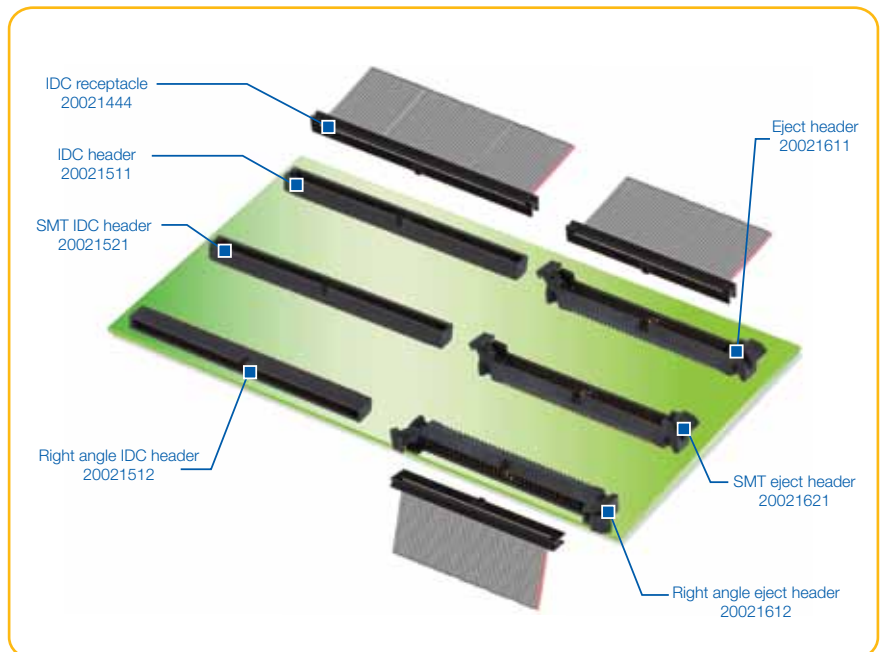
With 13,000 employees in 30 countries and sales of 1.25 billion euros in 2008, FCI is a leading manufacturer of connectors for various markets such as automotive, telecommunication infrastructures and consumer and industrial electronics.

MINITEK 127™

FLAT CABLE IDC



BOARD TO BOARD



▀ HEADERS



Vertical - through hole	4
Right angle - through hole	6
Vertical - SMT	8
Right angle - SMT	10
Stacking - SMT - through hole	12
Vertical - through hole - shrouded	14
Right angle - through hole - shrouded	16
Vertical - SMT - shrouded	18

▀ PCB RECEPTACLES



Vertical - through hole	20
Vertical - SMT	22
Vertical - SMT - bottom entry	24

▀ FLAT CABLE CONNECTORS



IDC Receptacles	26
Header - through hole	28
Header - SMT	30
Right angle header - through hole	32
Eject header - through hole	34
Eject header - right angle	36
Eject header - SMT	38

▀ PART NUMBER INDEX

40

PART NUMBERING SYSTEM

Example
20021221 = shrouded SMT vertical header

2 0 0 2 1 A B C

A = TYPE

- 1 = unshrouded header
- 2 = shrouded header
- 3 = receptacle
- 4 = IDC
- 5 = IDC header
- 6 = IDC eject header
- 7 = CTW
- 8 = stacking header
- 9 = customization

B = ATTACH

- 1 = TH
- 2 = SMT
- 3 = PIP
- 4 = not applicable



= TH (Through Hole)
= SMT (Surface Mount)

C = ORIENTATION

- 1 = vertical
- 2 = right angle
- 3 = vertical alternative
- 4 = other

TECHNICAL DATA

PHYSICAL

- Housing: High-temperature, black thermoplastic
- Flammability rating: UL 94 V-0
- Pin: Copper Alloy
- Plating: Gold over 1.0 μm (40 μm) nickel

ELECTRICAL PERFORMANCE

- Current rating: 1 A continuous
- Insulation resistance: $1 \times 10^2 \text{ M}\Omega$ min.
- Contact resistance: 30 $\text{m}\Omega$ max.
- Dielectric withstanding voltage: 500 V
- Voltage rating: 125 V.

MECHANICAL PERFORMANCE

- Mating cycles (durability): 100.

OPERATING TEMPERATURE RANGE

- -40°C to +85°C

PACKAGING

- Standard: Tubes

PROCESSING INFORMATION

- The product will withstand exposure to 260°C peak temperature for 10 seconds in a wave solder application with a PCB

REFERENCE INFORMATION

- Product drawing: 20021111
- Product specification: GS-12-629
- Packaging specification: GS-14-1420

RoHs INFORMATION

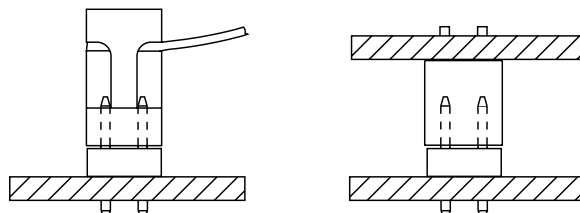
- This product is RoHs compatible according to the European Union Directive 2002/95/IEC



MATING DATA

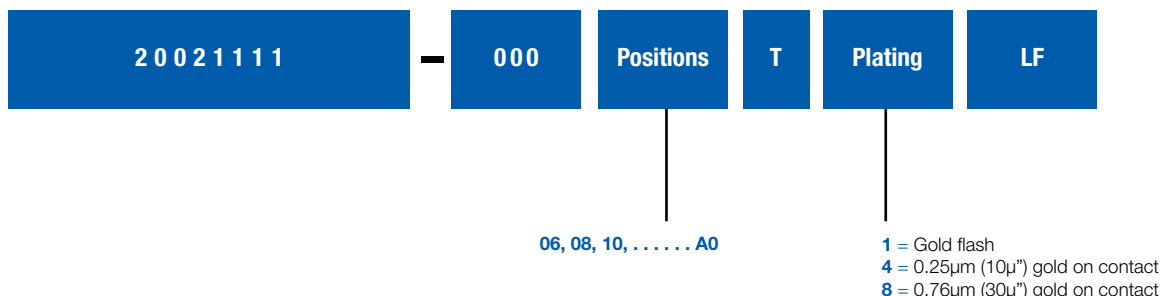
- Minitek 127™ vertical TH receptacles 22
- Minitek 127™ vertical SMT receptacles 22/24

TYPICAL APPLICATIONS

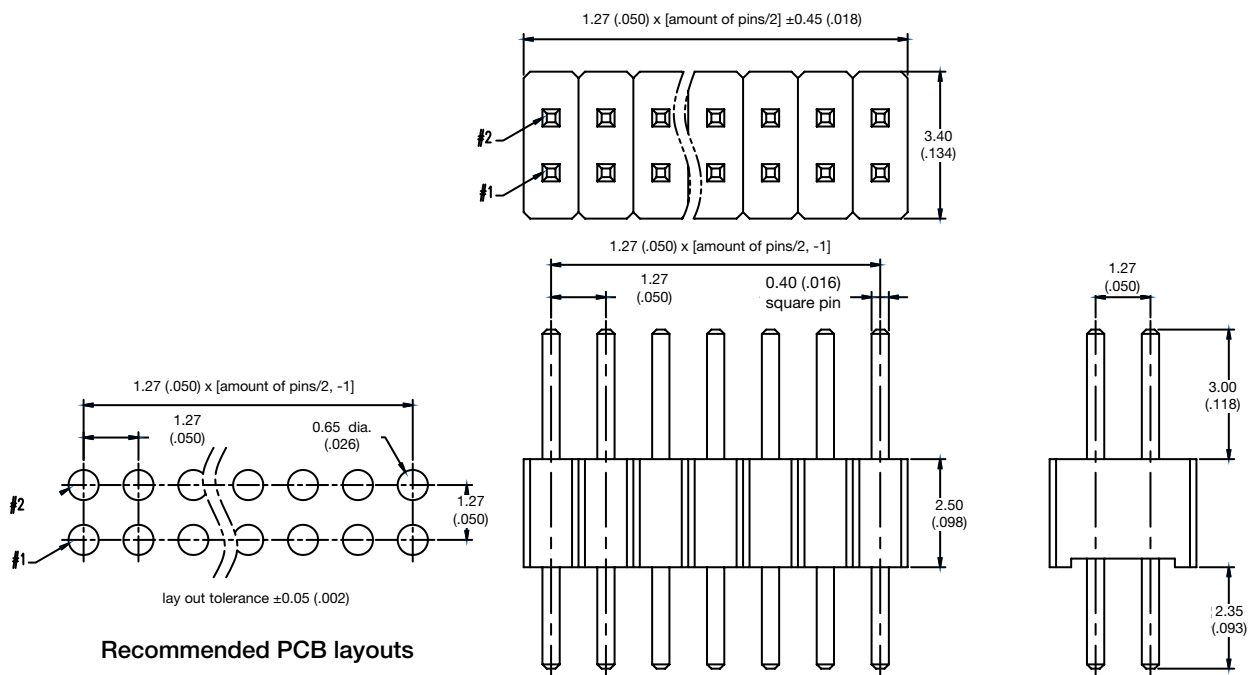


MINITEK 127™ Vertical Through Hole Headers

PART NUMBERS



PRODUCT



Dimension : mm (inch)

TECHNICAL DATA

PHYSICAL

- Housing: High-temperature, black thermoplastic
- Flammability rating: UL 94 V-0
- Pin: Copper Alloy
- Plating: Gold over 1.0 µm (40µ") nickel

ELECTRICAL PERFORMANCE

- Current rating: 1 A continuous
- Insulation resistance: 1 x 10² MΩ min.
- Contact resistance: 230 mΩ max.
- Dielectric withstanding voltage: 500 V
- Voltage rating: 125 V.

MECHANICAL PERFORMANCE

- Mating cycles (durability): 100.

OPERATING TEMPERATURE RANGE

- -40°C to +85°C

PACKAGING

- Standard: Tubes

PROCESSING INFORMATION

- The product will withstand exposure to 260°C peak temperature for 10 seconds in a wave solder application with a PCB

REFERENCE INFORMATION

- Product drawing: 20021112
- Product specification: GS-12-629
- Packaging specification: GS-14-1420

RoHs INFORMATION

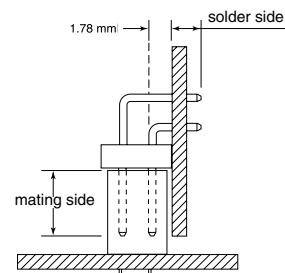
- This product is RoHs compatible according to the European Union Directive 2002/95/IEC



MATING DATA

- Minitek 127™ vertical TH receptacles 22
- Minitek 127™ vertical SMT receptacles 22/24

TYPICAL APPLICATIONS



MINITEK 127™ Right Angle Through Hole Headers

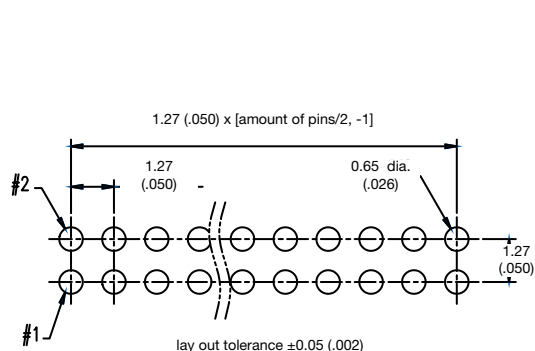
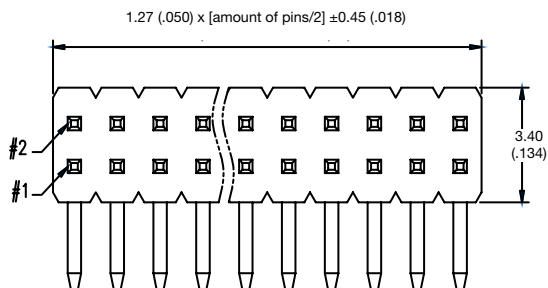
PART NUMBERS



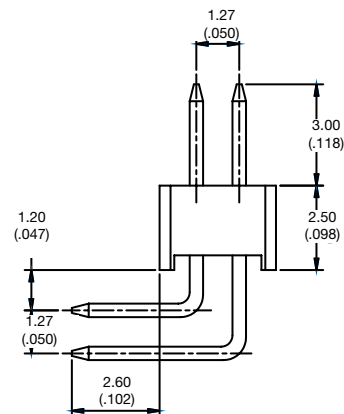
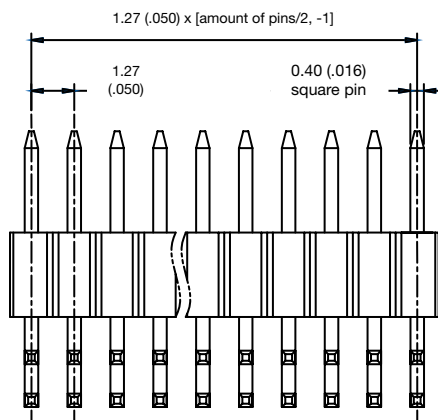
06, 08, 10, A0

- 1 = Gold flash
- 4 = 0.25µm (10µ") gold on contact
- 8 = 0.76µm (30µ") gold on contact

PRODUCT



Recommended PCB layouts



Dimension : mm (inch)

TECHNICAL DATA

PHYSICAL

- Housing: High-temperature, black thermoplastic
- Flammability rating: UL 94 V-0
- Pin: Copper Alloy
- Plating: Gold over 1.0 μm (40 μ "") nickel

ELECTRICAL PERFORMANCE

- Current rating: 1 A continuous
- Insulation resistance: $1 \times 10^2 \text{ M}\Omega$ min.
- Contact resistance: 30 $\text{m}\Omega$ max.
- Dielectric withstanding voltage: 500 V
- Voltage rating: 125 V.

MECHANICAL PERFORMANCE

- Mating cycles (durability): 100.

OPERATING TEMPERATURE RANGE

- -40°C to +85°C

PACKAGING

- Standard: Tube
- Optional: Tube plus pick-up cap
- Optional: Tape and reel plus pick-up cap (please check tape availability)

PROCESSING INFORMATION

- The product will withstand exposure to 260°C peak temperature for 10 seconds in a wave solder application with a PCB

REFERENCE INFORMATION

- Product drawing: 20021121
- Product specification: GS-12-629
- Packaging specification: GS-14-1420

RoHs INFORMATION

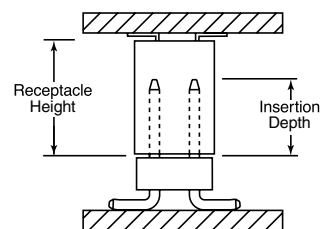
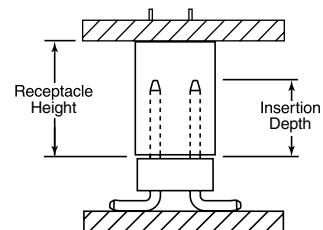
- This product is RoHs compatible according to the European Union Directive 2002/95/IEC



MATING DATA

- Minitek 127™ vertical TH receptacles 22
- Minitek 127™ vertical SMT receptacles 22/24

TYPICAL APPLICATIONS



MINITEK 127™ SMT Headers

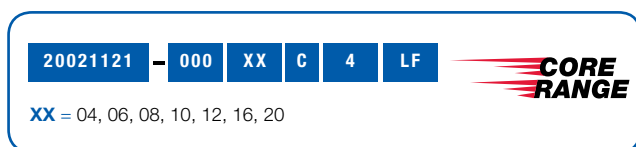
PART NUMBERS



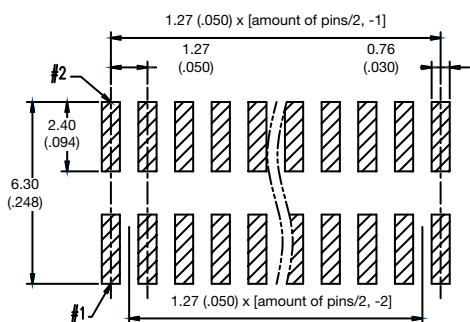
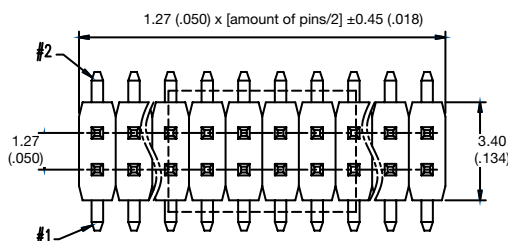
04, 06, 08, 10, A0

1 = Gold flash
 4 = 0.25µm (10µ") gold on contact
 8 = 0.76µm (30µ") gold on contact

T = Tube (standard)
 D = Tube plus pick-up cap
 C = Tape and reel

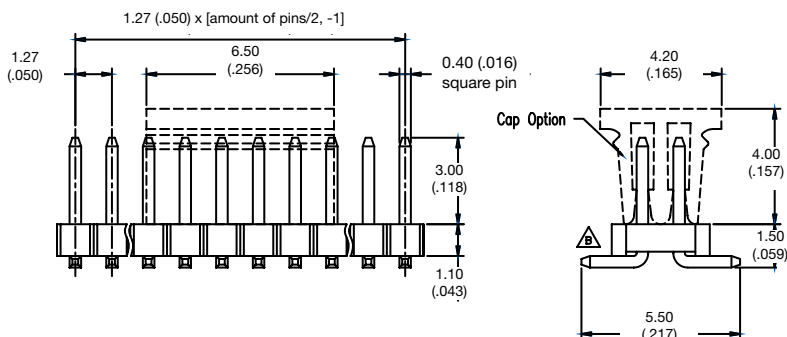


PRODUCT



lay out tolerance ±0.05 (.002)

Recommended PCB layouts



Dimension : mm (inch)

TECHNICAL DATA

PHYSICAL

- Housing: High-temperature, black thermoplastic
- Flammability rating: UL 94 V-0
- Pin: Copper Alloy
- Plating: Gold over 1.0 µm (40µ") nickel

ELECTRICAL PERFORMANCE

- Current rating: 1 A continuous
- Insulation resistance: 1 x 10² MΩ min.
- Contact resistance: 30 mΩ max.
- Dielectric withstanding voltage: 500 V
- Voltage rating: 125 V.

MECHANICAL PERFORMANCE

- Mating cycles (durability): 100.

OPERATING TEMPERATURE RANGE

- -40°C to +85°C

PACKAGING

- Standard: Tube
- Optional: Tube plus pick-up cap

PROCESSING INFORMATION


- The product will withstand exposure to 260°C peak temperature for 10 seconds in a wave solder application with a PCB

REFERENCE INFORMATION

- Product drawing: 20021122
- Product specification: GS-12-629
- Packaging specification: GS-14-1420

RoHs INFORMATION

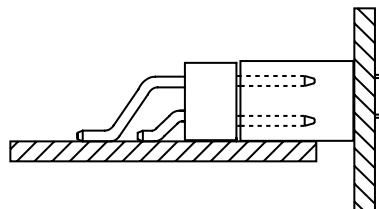
- This product is RoHs compatible according to the European Union Directive 2002/95/IEC



MATING DATA

- Minitek 127™ vertical TH receptacles 22
- Minitek 127™ vertical SMT receptacles 22/24

TYPICAL APPLICATIONS



MINITEK 127™ Right Angle SMT Headers

PART NUMBERS

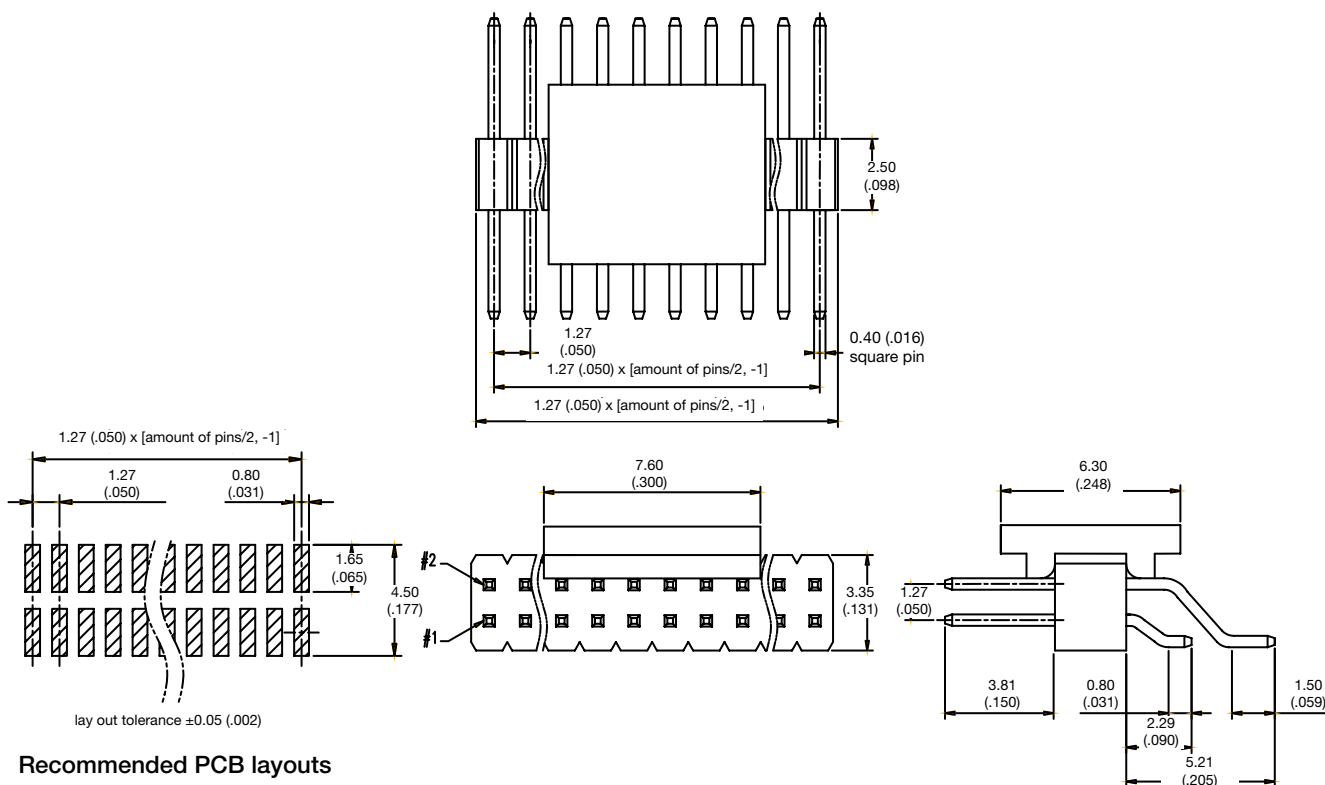


10, 12, 14, 98

1 = Gold flash
 4 = 0.25µm (10µ") gold on contact
 8 = 0.76µm (30µ") gold on contact

T = Tube (standard)
 D = Tube plus pick-up cap

PRODUCT



Dimension : mm (inch)

TECHNICAL DATA

PHYSICAL

- Housing: High-temperature, black thermoplastic
- Flammability rating: UL 94 V-0
- Pin: Copper Alloy
- Plating: Gold over 1.0 μm (40 μm) nickel

ELECTRICAL PERFORMANCE

- Current rating: 1 A continuous
- Insulation resistance: $1 \times 10^2 \text{ M}\Omega$ min.
- Contact resistance: 30 m Ω max.
- Dielectric withstanding voltage: 500 V
- Voltage rating: 125 V.

MECHANICAL PERFORMANCE

- Mating cycles (durability): 100.

OPERATING TEMPERATURE RANGE

- -40°C to +85°C

PACKAGING

- Standard: Tubes

PROCESSING INFORMATION


- The product will withstand exposure to 260°C peak temperature for 10 seconds in a wave solder application with a PCB

REFERENCE INFORMATION

- Product drawing: 200218xx
- Product specification: GS-12-629
- Packaging specification: GS-14-1420

RoHs INFORMATION

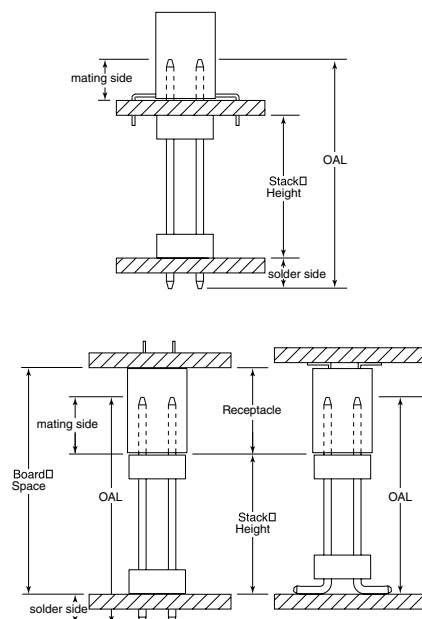
- This product is RoHs compatible according to the European Union Directive 2002/95/IEC



MATING DATA

- Minitek 127™ vertical TH receptacles 22
- Minitek 127™ vertical SMT receptacles 22/24

TYPICAL APPLICATIONS



MINITEK 127™ Unshrouded Stacking Headers

PART NUMBERS



1 = 2.5 mm (.098)
 2 = 3.0 mm (.118)
 3 = SMT

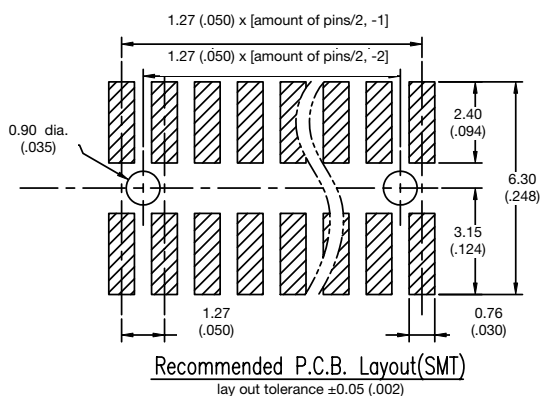
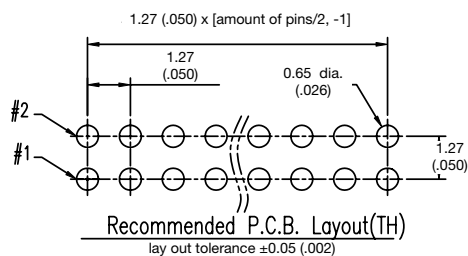
06, 08, 10, A0

1 = Gold flash
 4 = 0.25µm (10µ") gold on contact
 8 = 0.76µm (30µ") gold on contact

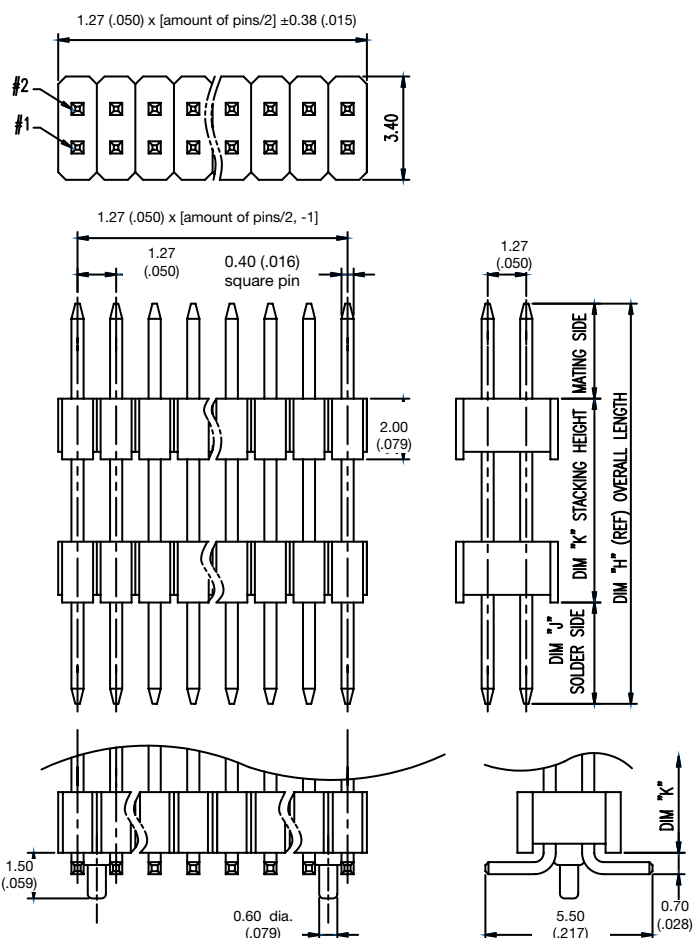
Pin Style	Overall length TH mm (inch)	Overall length SMT mm (inch)
0	8 (.315)	6.2 (.244)
1	10 (.394)	8.2 (.323)
2	12 (.472)	10.2 (.402)
3	14 (.551)	12.2 (.480)
4	16 (.623)	14.2 (.559)

040 = 4.0 mm (.157)
 045 = 4.5 mm (.177)
 050 = 5.0 mm (.197)
 ↓
 095 = 9.5 mm (.374)
 100 = 10.0 mm (.394)

PRODUCT



Recommended PCB layouts



Dimension : mm (inch)

TECHNICAL DATA

PHYSICAL

- Housing: High-temperature, black thermoplastic
- Flammability rating: UL 94 V-0
- Pin: Copper Alloy
- Plating: Gold over 1.0 µm (40µ") nickel

ELECTRICAL PERFORMANCE

- Current rating: 1 A continuous
- Insulation resistance: 1 x 10² MΩ min.
- Contact resistance: 30 mΩ max.
- Dielectric withstanding voltage: 500 V
- Voltage rating: 125 V.

MECHANICAL PERFORMANCE

- Mating cycles (durability): 100.

OPERATING TEMPERATURE RANGE

- -40°C to +85°C

PACKAGING

- Standard: Tubes

PROCESSING INFORMATION

- The product will withstand exposure to 260°C peak temperature for 10 seconds in a wave solder application with a PCB

REFERENCE INFORMATION

- Product drawing: 20021211
- Product specification: GS-12-629
- Packaging specification: GS-14-1420

RoHs INFORMATION

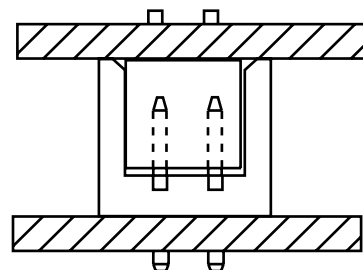
- This product is RoHs compatible according to the European Union Directive 2002/95/IEC



MATING DATA

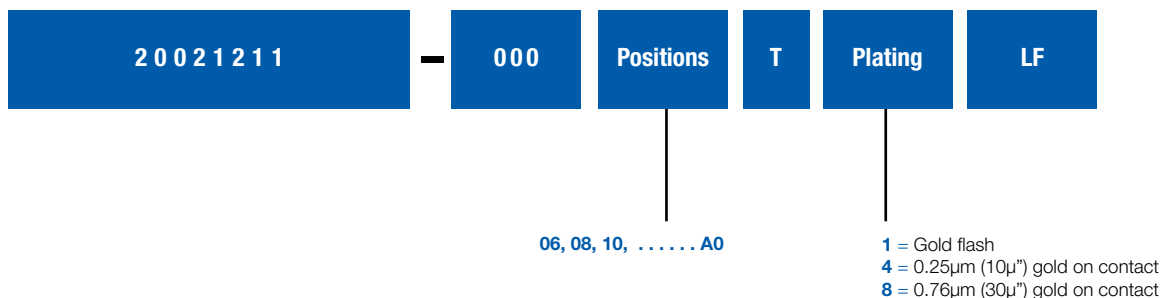
- Minitek 127™ vertical TH receptacles 22
- Minitek 127™ vertical SMT receptacles 22/24

TYPICAL APPLICATIONS

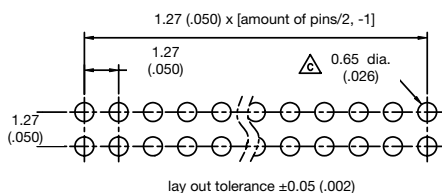
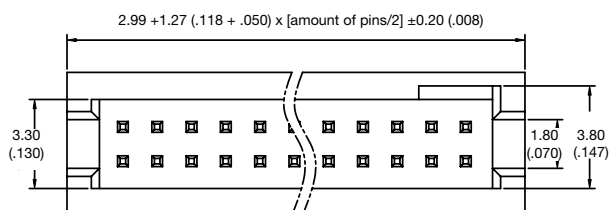


MINITEK 127™ Vertical Through Hole Shrouded Headers

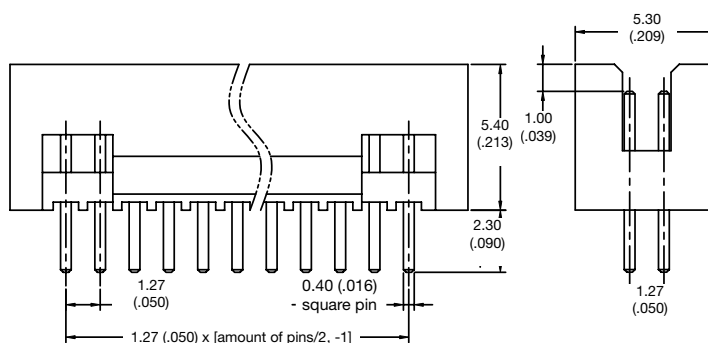
PART NUMBERS



PRODUCT



Recommended PCB layouts



Dimension : mm (inch)

TECHNICAL DATA

PHYSICAL

- Housing: High-temperature, black thermoplastic
- Flammability rating: UL 94 V-0
- Pin: Copper Alloy
- Plating: Gold over 1.0 μm (40μ") nickel

ELECTRICAL PERFORMANCE

- Current rating: 1 A continuous
- Insulation resistance: $1 \times 10^2 \text{ M}\Omega$ min.
- Contact resistance: 30 mΩ max.
- Dielectric withstanding voltage: 500 V
- Voltage rating: 125 V.

MECHANICAL PERFORMANCE

- Mating cycles (durability): 100.

OPERATING TEMPERATURE RANGE

- -40°C to +85°C

PACKAGING

- Standard: Tubes

PROCESSING INFORMATION

- The product will withstand exposure to 260°C peak temperature for 10 seconds in a wave solder application with a PCB

REFERENCE INFORMATION

- Product drawing: 20021212
- Product specification: GS-12-629
- Packaging specification: GS-14-1420

RoHs INFORMATION

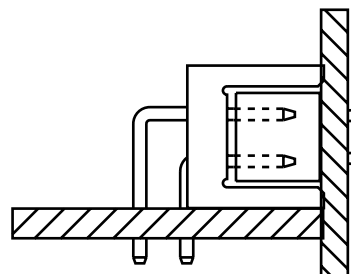
- This product is RoHs compatible according to the European Union Directive 2002/95/IEC



MATING DATA

- Minitek 127™ vertical TH receptacles 22
- Minitek 127™ vertical SMT receptacles 22/24

TYPICAL APPLICATIONS



MINITEK 127™ Right Angle Through Hole Shrouded Headers

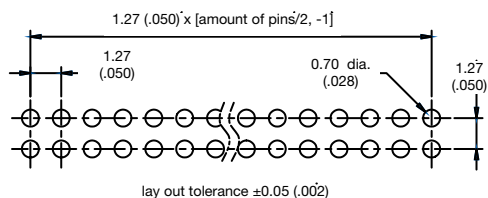
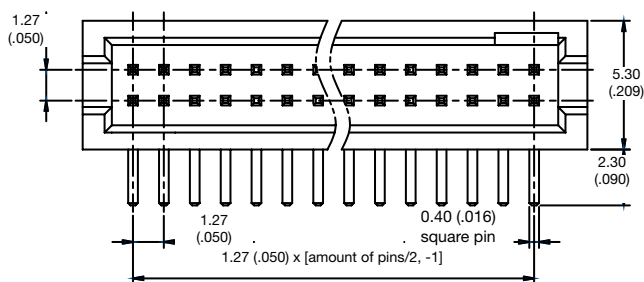
PART NUMBERS



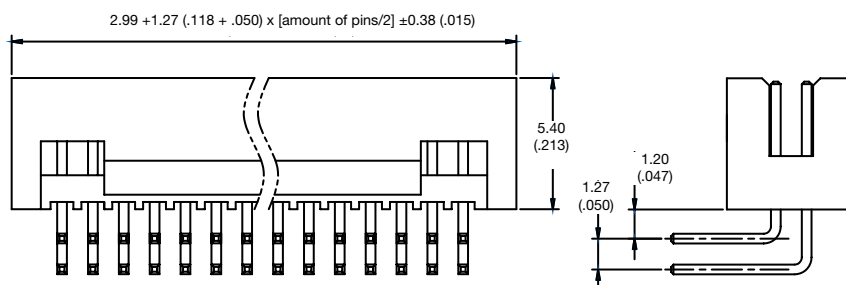
06, 08, 10, A0

- 1 = Gold flash
- 4 = 0.25µm (10µ") gold on contact
- 8 = 0.76µm (30µ") gold on contact

PRODUCT



Recommended PCB layouts



Dimension : mm (inch)

TECHNICAL DATA

PHYSICAL

- Housing: High-temperature, black thermoplastic
- Flammability rating: UL 94 V-0
- Pin: Copper Alloy
- Plating: Gold over 1.0 μm (40μ") nickel

ELECTRICAL PERFORMANCE

- Current rating: 1 A continuous
- Insulation resistance: 1 x 10² MΩ min.
- Contact resistance: 30 mΩ max.
- Dielectric withstanding voltage: 500 V
- Voltage rating: 125 V.

MECHANICAL PERFORMANCE

- Mating cycles (durability): 100.

OPERATING TEMPERATURE RANGE

- -40°C to +85°C

PACKAGING

- Standard: Tube
- Optional: Tube plus pick-up cap
- Optional: Tape and reel plus pick-up cap
(please check tape availability)

PROCESSING INFORMATION

- The product will withstand exposure to 260°C peak temperature for 10 seconds in a wave solder application with a PCB

REFERENCE INFORMATION

- Product drawing: 20021221
- Product specification: GS-12-629
- Packaging specification: GS-14-1420

RoHs INFORMATION

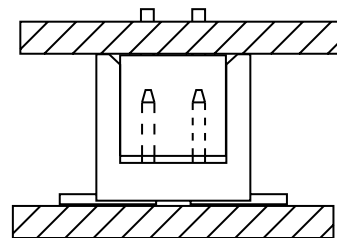
- This product is RoHs compatible according to the European Union Directive 2002/95/IEC



MATING DATA

- Minitek 127™ vertical TH receptacles 22
- Minitek 127™ vertical SMT receptacles 22/24

TYPICAL APPLICATIONS



MINITEK 127™ Vertical SMT Shrouded Headers

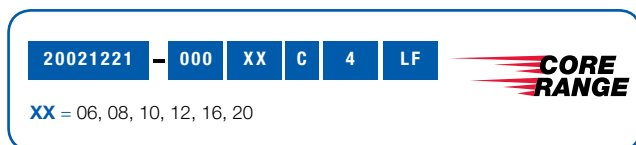
PART NUMBERS



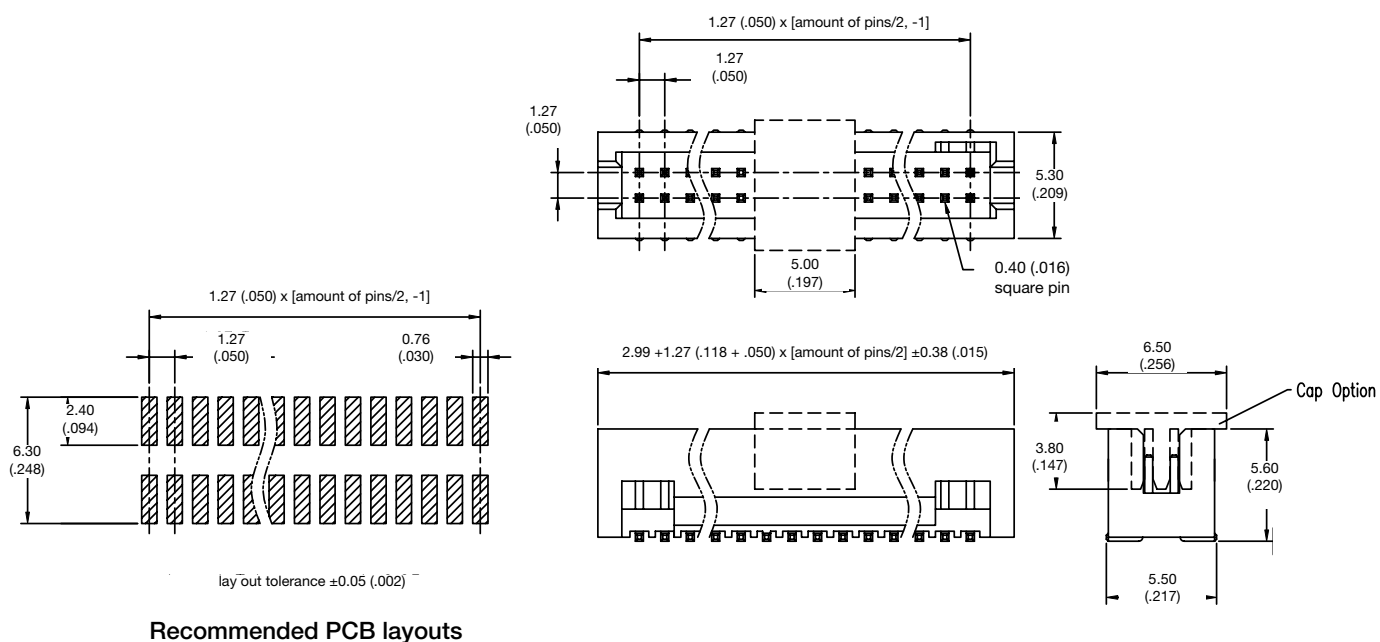
06, 08, 10, 12, 14, 16,
20, 26, 30, 34, 40, 44,
50, 60, 64, 66, 68, 80,
A0

1 = Gold flash
4 = 0.25µm (10µ") gold on contact
8 = 0.76µm (30µ") gold on contact

T = Tube (standard)
D = Tube plus pick-up cap
C = Tape and reel



PRODUCT



Dimension : mm (inch)

TECHNICAL DATA

PHYSICAL

- Housing: High-temperature, black thermoplastic
- Flammability rating: UL 94 V-0
- Pin: Copper Alloy
- Plating: Gold over 1.27 μm (50μ") nickel

ELECTRICAL PERFORMANCE

- Current rating: 1 A continuous
- Insulation resistance: 1 x 10² MΩ min.
- Contact resistance: 30 mΩ max.
- Dielectric withstanding voltage: 500 V
- Voltage rating: 125 V.

MECHANICAL PERFORMANCE

- Mating cycles (durability): 100.

OPERATING TEMPERATURE RANGE

- -40°C to +85°C

PACKAGING

- Standard: Tubes

PROCESSING INFORMATION


- The product will withstand exposure to 260°C peak temperature for 10 seconds in a wave solder application with a PCB

REFERENCE INFORMATION

- Product drawing: 20021311
- Product specification: GS-12-629
- Packaging specification: GS-14-1420

RoHs INFORMATION

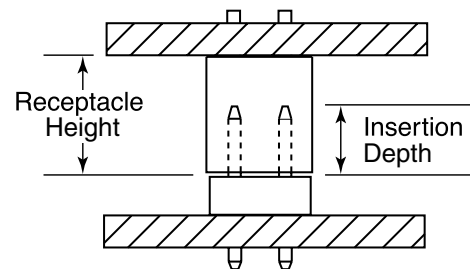
- This product is RoHs compatible according to the European Union Directive 2002/95/IEC



MATING DATA

■ Minitek 127™ vertical TH headers	4
■ Minitek 127™ right angle TH headers	6
■ Minitek 127™ vertical SMT headers	8
■ Minitek 127™ right angle SMT headers	10
■ Minitek 127™ stacking TH/SMT headers	12
■ Minitek 127™ vertical TH shrouded headers	14
■ Minitek 127™ right angle TH shrouded headers	16
■ Minitek 127™ vertical SMT shrouded headers	18

TYPICAL APPLICATIONS



MINITEK 127™ Vertical Through Hole Receptacles

PART NUMBERS

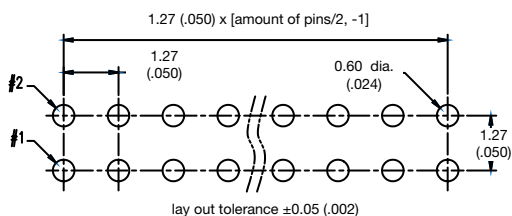
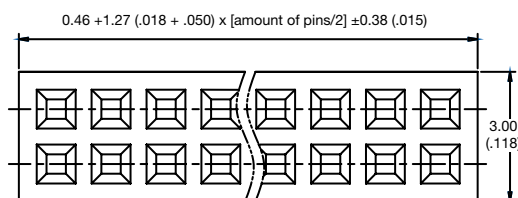


10, 12, 14, 80

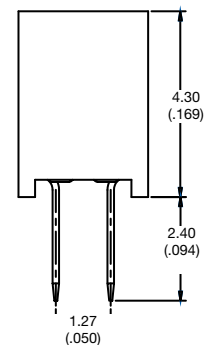
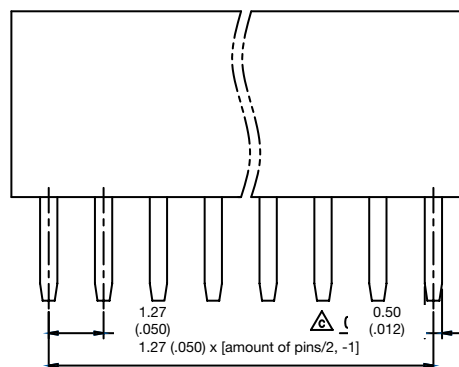
1 = Gold flash
 4 = 0.25µm (10µ") gold on contact
 8 = 0.76µm (30µ") gold on contact



PRODUCT



Recommended PCB layouts



Dimension : mm (inch)

TECHNICAL DATA

PHYSICAL

- Housing: High-temperature, black thermoplastic
- Flammability rating: UL 94 V-0
- Pin: Copper Alloy
- Plating: Gold over 1.27 μm (50μ") nickel

ELECTRICAL PERFORMANCE

- Current rating: 1 A continuous
- Insulation resistance: 1 x 10² MΩ min.
- Contact resistance: 30 mΩ max.
- Dielectric withstanding voltage: 500 V
- Voltage rating: 125 V.

MECHANICAL PERFORMANCE

- Mating cycles (durability): 100.

OPERATING TEMPERATURE RANGE

- -40°C to +85°C

PACKAGING

- Standard: Tube
- Optional: Tube plus pick-up cap
- Optional: Tape and reel plus pick-up cap (please check tape availability)

PROCESSING INFORMATION

- The product will withstand exposure to 260°C peak temperature for 10 seconds in a wave solder application with a PCB

REFERENCE INFORMATION

- Product drawing: 20021321
- Product specification: GS-12-629
- Packaging specification: GS-14-1420

RoHs INFORMATION

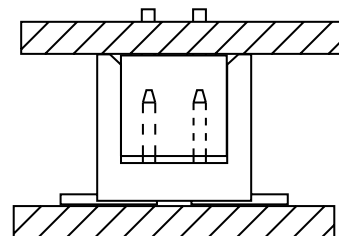
- This product is RoHs compatible according to the European Union Directive 2002/95/IEC



MATING DATA

■ Minitek 127™ vertical TH headers	4
■ Minitek 127™ right angle TH headers	6
■ Minitek 127™ vertical SMT headers	8
■ Minitek 127™ right angle SMT headers	10
■ Minitek 127™ stacking TH/SMT headers	12
■ Minitek 127™ vertical TH shrouded headers	14
■ Minitek 127™ right angle TH shrouded headers	16
■ Minitek 127™ vertical SMT shrouded headers	18

TYPICAL APPLICATIONS



MINITEK 127™ Vertical SMT Receptacles

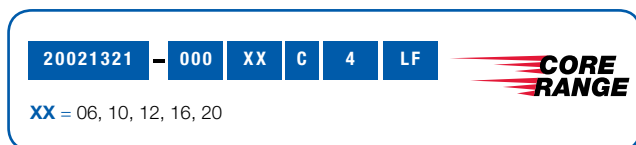
PART NUMBERS



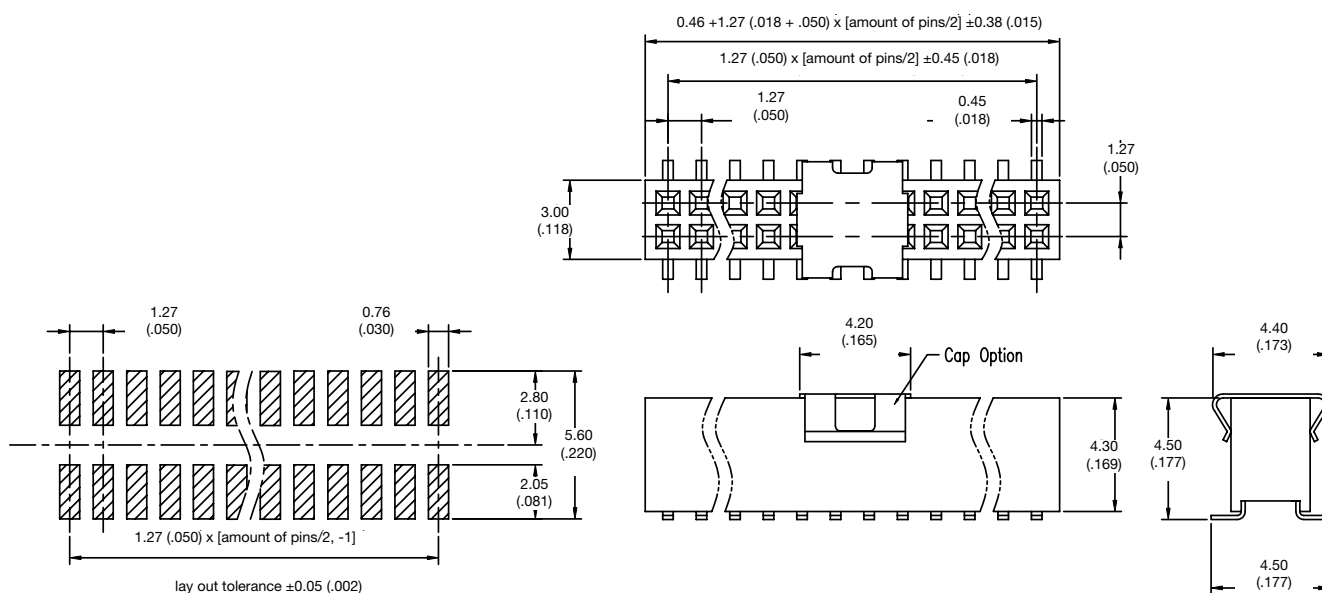
6, 10, 12, 80

1 = Gold flash
 4 = 0.25µm (10µ") gold on contact
 8 = 0.76µm (30µ") gold on contact

T = Tube (standard)
 D = Tube plus pick-up cap
 C = Tape and reel



PRODUCT



Recommended PCB layouts

Dimension : mm (inch)

TECHNICAL DATA

PHYSICAL

- Housing: High-temperature, black thermoplastic
- Flammability rating: UL 94 V-0
- Pin: Copper Alloy
- Plating: Gold over 1.27 μm (50μ") nickel

ELECTRICAL PERFORMANCE

- Current rating: 1 A continuous
- Insulation resistance: 1 x 10² MΩ min.
- Contact resistance: 30 mΩ max.
- Dielectric withstanding voltage: 500 V
- Voltage rating: 125 V.

MECHANICAL PERFORMANCE

- Mating cycles (durability): 100.

OPERATING TEMPERATURE RANGE

- -40°C to +85°C

PACKAGING

- Standard: Tube
- Optional: Tube plus pick-up cap
- Optional: Tape and reel plus pick-up cap
(please check tape availability)

PROCESSING INFORMATION


- The product will withstand exposure to 260°C peak temperature for 10 seconds in a wave solder application with a PCB

REFERENCE INFORMATION

- Product drawing: 20021323
- Product specification: GS-12-629
- Packaging specification: GS-14-1420

RoHs INFORMATION

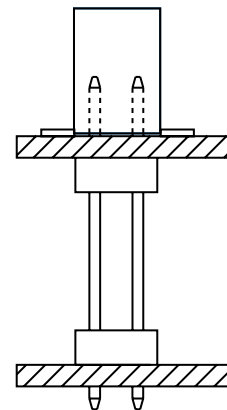
- This product is RoHs compatible according to the European Union Directive 2002/95/IEC



MATING DATA

- | | |
|--|------|
| ■ Minitek 127™ vertical TH headers | 4/6 |
| ■ Minitek 127™ vertical SMT headers | 8/10 |
| ■ Minitek 127™ stacking TH/SMT headers | 12 |

TYPICAL APPLICATIONS



MINITEK 127™ Vertical SMT Bottom Entry Receptacles

PART NUMBERS

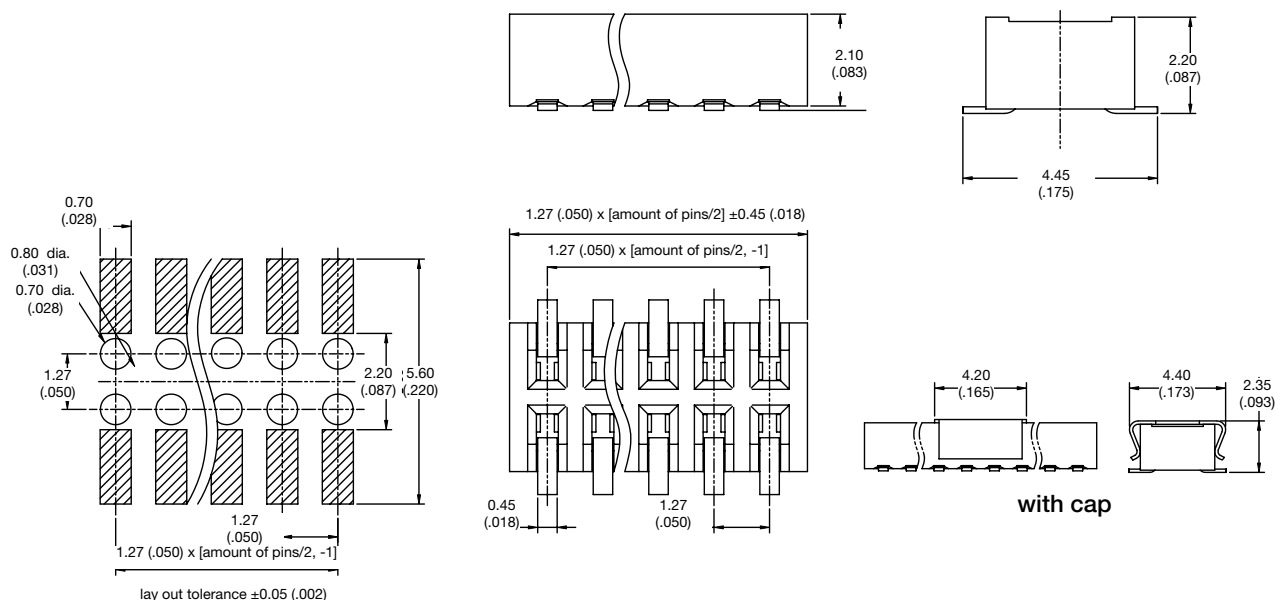


10, 12, 14, 80

1 = Gold flash
 4 = 0.25µm (10µ") gold on contact
 8 = 0.76µm (30µ") gold on contact

T = Tube (standard)
 D = Tube plus pick-up cap
 C = Tape and reel

PRODUCT



Recommended PCB layouts

Dimension : mm (inch)

TECHNICAL DATA

PHYSICAL

- Housing: High-temperature, black thermoplastic
- Flammability rating: UL 94 V-0
- Pin: Copper Alloy
- Plating: Gold over 1.0 µm (40µ") nickel

ELECTRICAL PERFORMANCE

- Current rating: 1 A continuous
- Insulation resistance: 1 x 10² MΩ min.
- Contact resistance: 30 mΩ max.
- Dielectric withstanding voltage: 500 V
- Voltage rating: 125 V.

MECHANICAL PERFORMANCE

- Mating cycles (durability): 100.

OPERATING TEMPERATURE RANGE

- -40°C to +85°C

PACKAGING

- Standard: Tubes

PROCESSING INFORMATION

- The product will withstand exposure to 260°C peak temperature for 10 seconds in a wave solder application with a PCB

REFERENCE INFORMATION

- Product drawing: 20021444
- Product specification: GS-12-629
- Packaging specification: GS-14-1420

RoHs INFORMATION

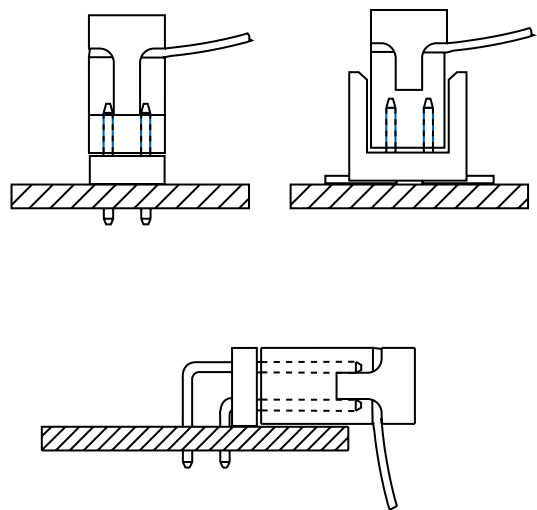
- This product is RoHs compatible according to the European Union Directive 2002/95/IEC



MATING DATA

■ Minitek 127™ IDC TH headers	28
■ Minitek 127™ IDC SMT headers	30
■ Minitek 127™ IDC right angle TH headers	32
■ Minitek 127™ TH eject headers	34
■ Minitek 127™ right angle eject headers	36
■ Minitek 127™ SMT eject headers	38

TYPICAL APPLICATIONS



MINITEK 127™ IDC Receptacles

PART NUMBERS

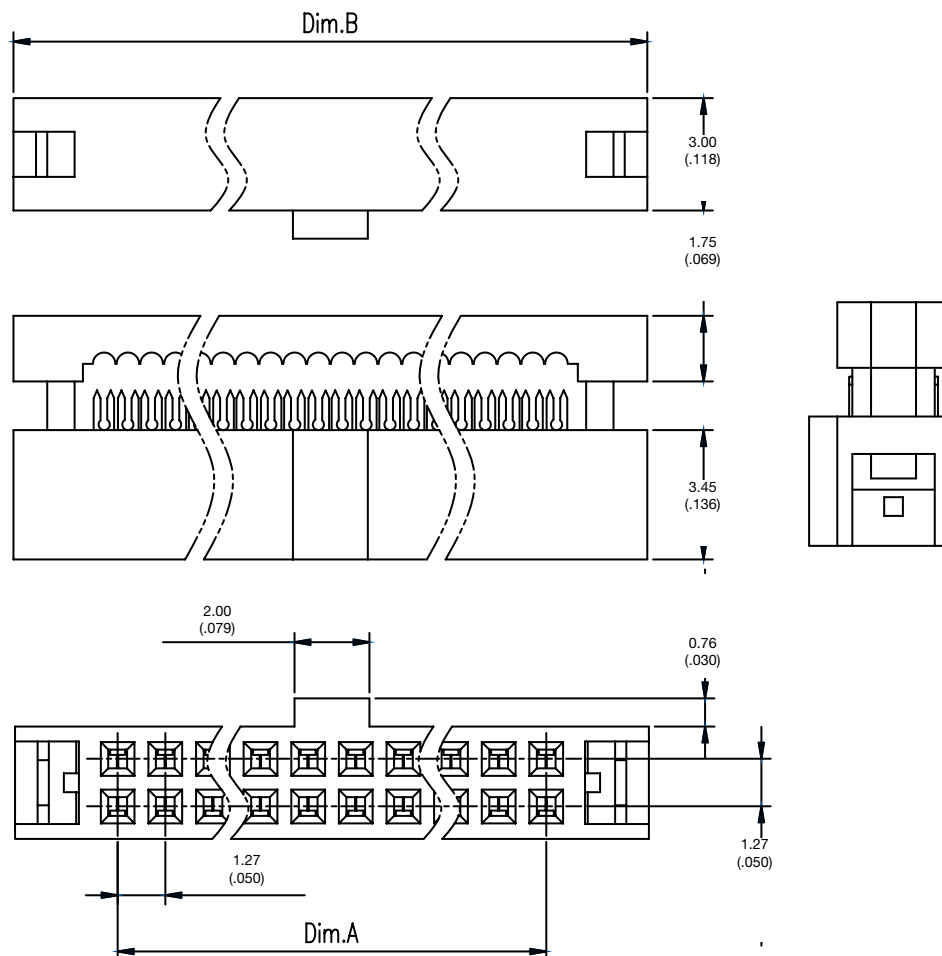


06, 08, 10, 12, 14, 16,
20, 24, 26, 30, 34, 40,
44, 50, 60, 64, 66, 68,
A0

1 = Gold flash
4 = 0.25µm (10µ") gold on contact
8 = 0.76µm (30µ") gold on contact



PRODUCT



Dimension : mm (inch)

TECHNICAL DATA

PHYSICAL

- Housing: High-temperature, black thermoplastic
- Flammability rating: UL 94 V-0
- Pin: Copper Alloy
- Plating: Gold over 1.0 μm (40 μ "") nickel

ELECTRICAL PERFORMANCE

- Current rating: 1 A continuous
- Insulation resistance: $1 \times 10^2 \text{ M}\Omega$ min.
- Contact resistance: 30 $\text{m}\Omega$ max.
- Dielectric withstanding voltage: 500 V
- Voltage rating: 125 V.

MECHANICAL PERFORMANCE

- Mating cycles (durability): 100.

OPERATING TEMPERATURE RANGE

- -40°C to +85°C

PACKAGING

- Standard: Tubes

PROCESSING INFORMATION


- The product will withstand exposure to 260°C peak temperature for 10 seconds in a wave solder application with a PCB

REFERENCE INFORMATION

- Product drawing: 20021511
- Product specification: GS-12-629
- Packaging specification: GS-14-1420

RoHs INFORMATION

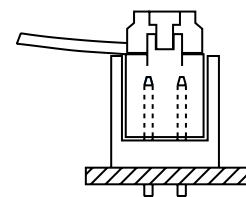
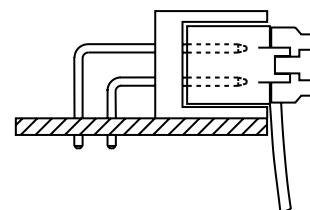
- This product is RoHs compatible according to the European Union Directive 2002/95/IEC



MATING DATA

- Minitek 127™ IDC receptacle 26

TYPICAL APPLICATIONS



MINITEK 127™ Vertical Through Hole IDC Headers

PART NUMBERS

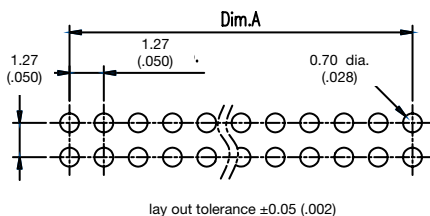
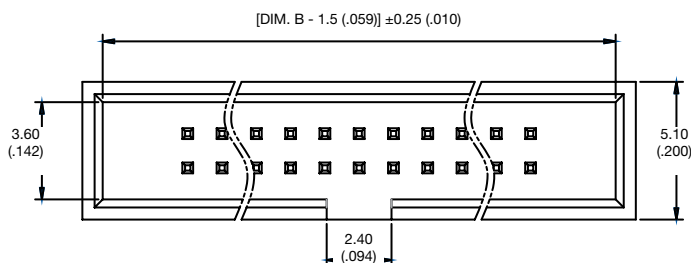


06, 10, 12, 14, 16, 20,
26, 30, 34, 40, 44, 50,
60, 64, 66, 68, 80, A0

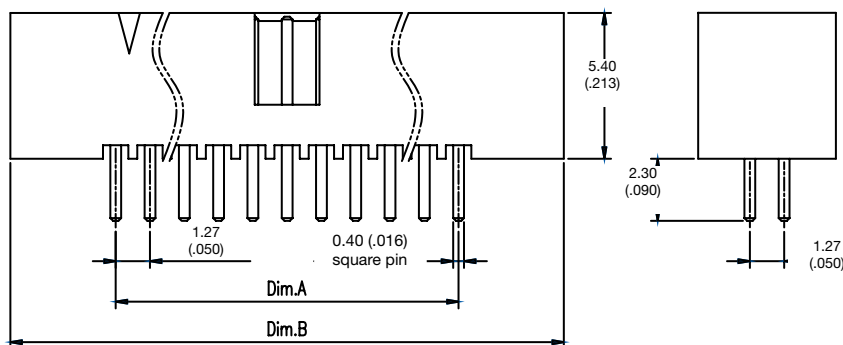
1 = Gold flash
4 = 0.25µm (10µ") gold on contact
8 = 0.76µm (30µ") gold on contact



PRODUCT



Recommended PCB layouts



Dimension : mm (inch)

TECHNICAL DATA

PHYSICAL

- Housing: High-temperature, black thermoplastic
- Flammability rating: UL 94 V-0
- Pin: Copper Alloy
- Plating: Gold over 1.0 μm (40μ") nickel

ELECTRICAL PERFORMANCE

- Current rating: 1 A continuous
- Insulation resistance: 1 x 10² MΩ min.
- Contact resistance: 30 mΩ max.
- Dielectric withstanding voltage: 500 V
- Voltage rating: 125 V.

MECHANICAL PERFORMANCE

- Mating cycles (durability): 100.

OPERATING TEMPERATURE RANGE

- -40°C to +85°C

PACKAGING

- Standard: Tubes

PROCESSING INFORMATION


- The product will withstand exposure to 260°C peak temperature for 10 seconds in a wave solder application with a PCB

REFERENCE INFORMATION

- Product drawing: 20021521
- Product specification: GS-12-629
- Packaging specification: GS-14-1420

RoHs INFORMATION

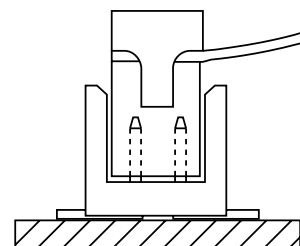
- This product is RoHs compatible according to the European Union Directive 2002/95/IEC



MATING DATA

- Minitek 127™ IDC receptacle 26

TYPICAL APPLICATIONS



MINITEK 127™ Vertical SMT IDC Headers

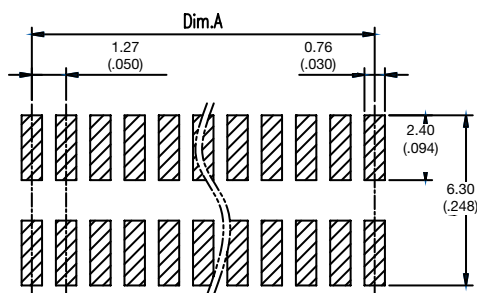
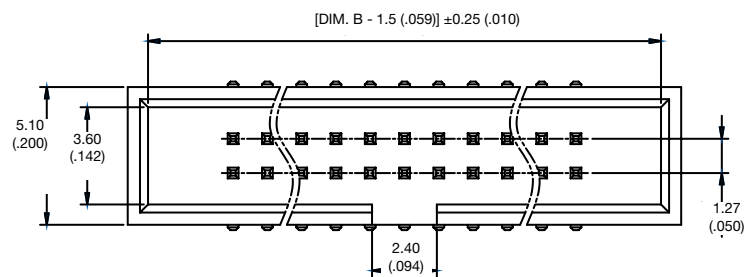
PART NUMBERS



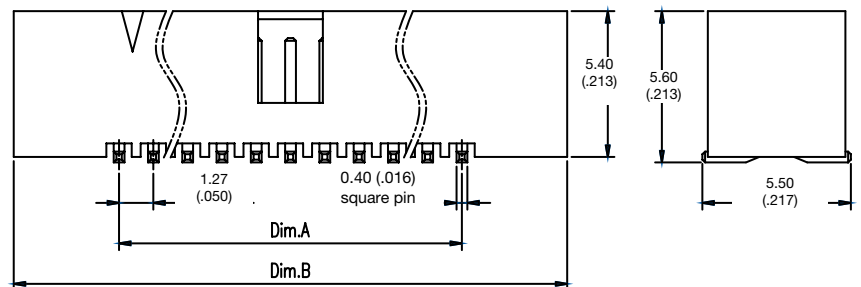
06, 10, 12, 14, 16, 20,
26, 30, 34, 40, 44, 50,
60, 64, 68, 80, A0

1 = Gold flash
4 = 0.25µm (10µ") gold on contact
8 = 0.76µm (30µ") gold on contact

PRODUCT



Recommended PCB layouts



Dimension : mm (inch)

TECHNICAL DATA

PHYSICAL

- Housing: High-temperature, black thermoplastic
- Flammability rating: UL 94 V-0
- Pin: Copper Alloy
- Plating: Gold over 1.0 μm (40μ") nickel

ELECTRICAL PERFORMANCE

- Current rating: 1 A continuous
- Insulation resistance: $1 \times 10^2 \text{ M}\Omega$ min.
- Contact resistance: 30 mΩ max.
- Dielectric withstanding voltage: 500 V
- Voltage rating: 125 V.

MECHANICAL PERFORMANCE

- Mating cycles (durability): 100.

OPERATING TEMPERATURE RANGE

- -40°C to +85°C

PACKAGING

- Standard: Tubes

PROCESSING INFORMATION


- The product will withstand exposure to 260°C peak temperature for 10 seconds in a wave solder application with a PCB

REFERENCE INFORMATION

- Product drawing: 20021512
- Product specification: GS-12-629
- Packaging specification: GS-14-1420

RoHs INFORMATION

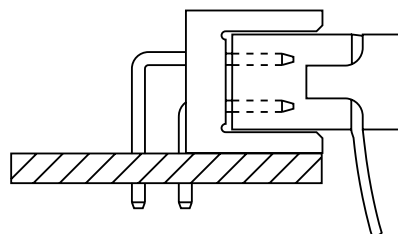
- This product is RoHs compatible according to the European Union Directive 2002/95/IEC



MATING DATA

- Minitek 127™ IDC receptacle 26

TYPICAL APPLICATIONS



MINITEK 127™ Right Angle Through Hole IDC Headers

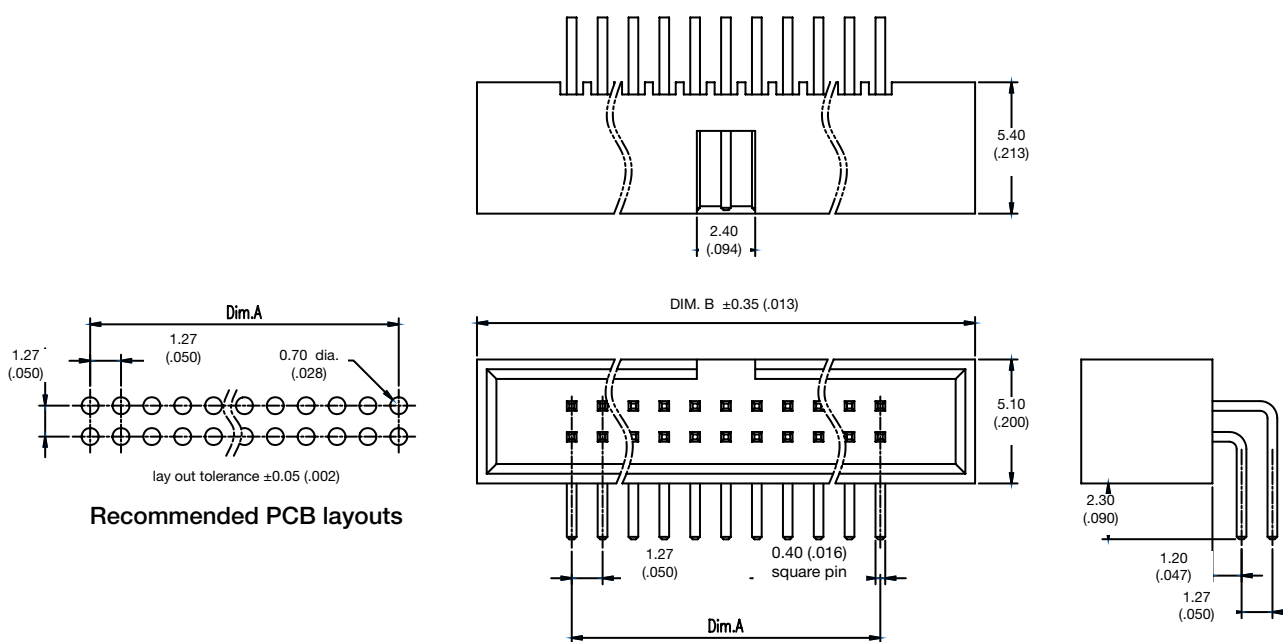
PART NUMBERS



06, 10, 12, 14, 16, 20,
26, 30, 34, 40, 44, 50,
60, 64, 68, 80, A0

1 = Gold flash
4 = 0.25µm (10µ") gold on contact
8 = 0.76µm (30µ") gold on contact

PRODUCT



Dimension : mm (inch)

TECHNICAL DATA

PHYSICAL

- Housing: High-temperature, black thermoplastic
- Flammability rating: UL 94 V-0
- Pin: Copper Alloy
- Plating: Gold over 1.0 μm (40μ") nickel

ELECTRICAL PERFORMANCE

- Current rating: 1 A continuous
- Insulation resistance: 1 x 10² MΩ min.
- Contact resistance: 30 mΩ max.
- Dielectric withstanding voltage: 500 V
- Voltage rating: 125 V.

MECHANICAL PERFORMANCE

- Mating cycles (durability): 100.

OPERATING TEMPERATURE RANGE

- -40°C to +85°C

PACKAGING

- Standard: Tubes

PROCESSING INFORMATION


- The product will withstand exposure to 260°C peak temperature for 10 seconds in a wave solder application with a PCB

REFERENCE INFORMATION

- Product drawing: 20021611
- Product specification: GS-12-629
- Packaging specification: GS-14-1420

RoHs INFORMATION

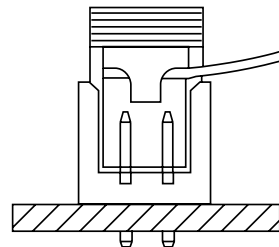
- This product is RoHs compatible according to the European Union Directive 2002/95/IEC



MATING DATA

- Minitek 127™ IDC receptacle 26

TYPICAL APPLICATIONS



MINITEK 127™ Vertical Through Hole Eject Headers

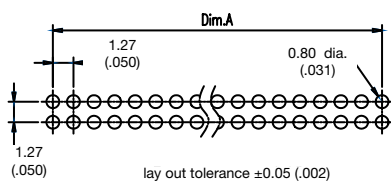
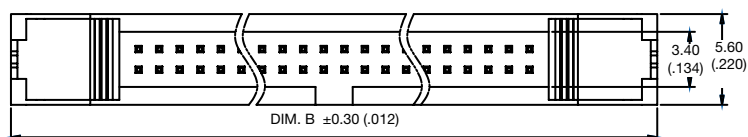
PART NUMBERS



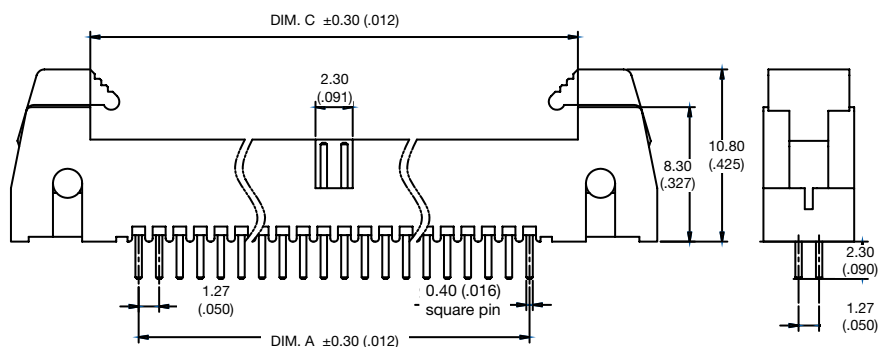
06, 10, 12, 14, 16, 20,
26, 30, 34, 40, 44, 50,
60, 64, 68, 80, A0

1 = Gold flash
4 = 0.25µm (10µ") gold on contact
8 = 0.76µm (30µ") gold on contact

PRODUCT



Recommended PCB layouts



Dimension : mm (inch)

TECHNICAL DATA

PHYSICAL

- Housing: High-temperature, black thermoplastic
- Flammability rating: UL 94 V-0
- Pin: Copper Alloy
- Plating: Gold over 1.0 μm (40μ") nickel

ELECTRICAL PERFORMANCE

- Current rating: 1 A continuous
- Insulation resistance: 1 x 10² MΩ min.
- Contact resistance: 30 mΩ max.
- Dielectric withstanding voltage: 500 V
- Voltage rating: 125 V.

MECHANICAL PERFORMANCE

- Mating cycles (durability): 100.

OPERATING TEMPERATURE RANGE

- -40°C to +85°C

PACKAGING

- Standard: Tubes

PROCESSING INFORMATION


- The product will withstand exposure to 260°C peak temperature for 10 seconds in a wave solder application with a PCB

REFERENCE INFORMATION

- Product drawing: 20021612
- Product specification: GS-12-629
- Packaging specification: GS-14-1420

RoHs INFORMATION

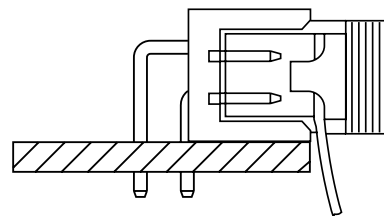
- This product is RoHs compatible according to the European Union Directive 2002/95/IEC



MATING DATA

- Minitek 127™ IDC receptacle 26

TYPICAL APPLICATIONS



MINITEK 127™ Right Angle Through Hole Eject Headers

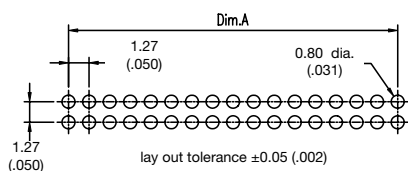
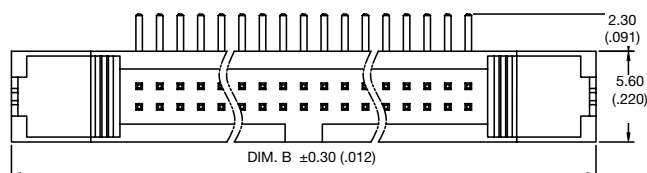
PART NUMBERS



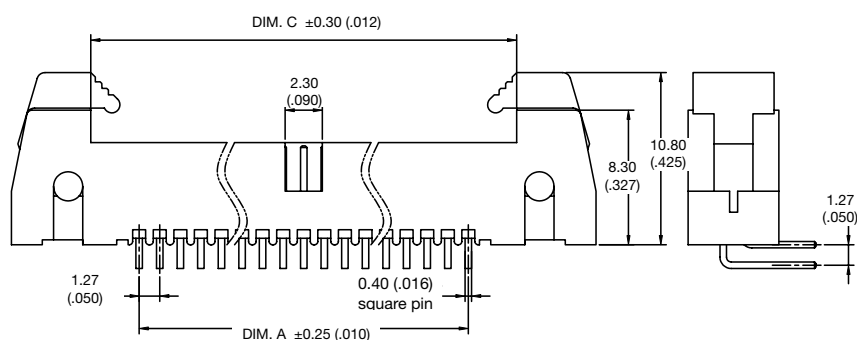
06, 10, 12, 14, 16, 20,
26, 30, 34, 40, 44, 50,
60, 64, 68, 80, A0

1 = Gold flash
4 = 0.25µm (10µ") gold on contact
8 = 0.76µm (30µ") gold on contact

PRODUCT



Recommended PCB layouts



Dimension : mm (inch)

TECHNICAL DATA

PHYSICAL

- Housing: High-temperature, black thermoplastic
- Flammability rating: UL 94 V-0
- Pin: Copper Alloy
- Plating: Gold over 1.0 μm (40μ") nickel

ELECTRICAL PERFORMANCE

- Current rating: 1 A continuous
- Insulation resistance: 1 x 10² MΩ min.
- Contact resistance: 30 mΩ max.
- Dielectric withstanding voltage: 500 V
- Voltage rating: 125 V.

MECHANICAL PERFORMANCE

- Mating cycles (durability): 100.

OPERATING TEMPERATURE RANGE

- -40°C to +85°C

PACKAGING

- Standard: Tape and reel plus pick-up cap

PROCESSING INFORMATION

- The product will withstand exposure to 260°C peak temperature for 10 seconds in a wave solder application with a PCB

REFERENCE INFORMATION

- Product drawing: 20021621
- Product specification: GS-12-629
- Packaging specification: GS-14-1420

RoHs INFORMATION

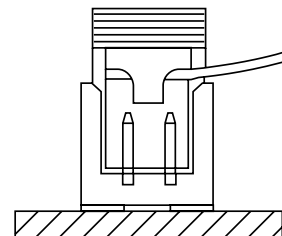
- This product is RoHs compatible according to the European Union Directive 2002/95/IEC



MATING DATA

- Minitek 127™ IDC receptacle 26

TYPICAL APPLICATIONS



MINITEK 127™ Vertical SMT Eject Headers

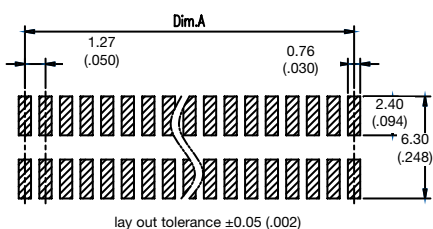
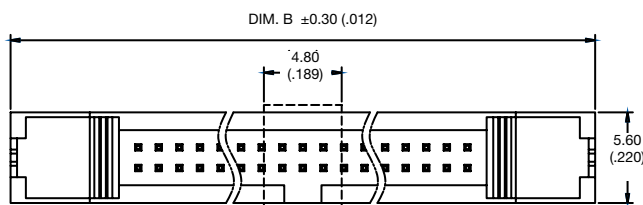
PART NUMBERS



06, 10, 12, 14, 16, 20,
26, 30, 34, 40, 44, 50,
60, 64, 68, 80, A0

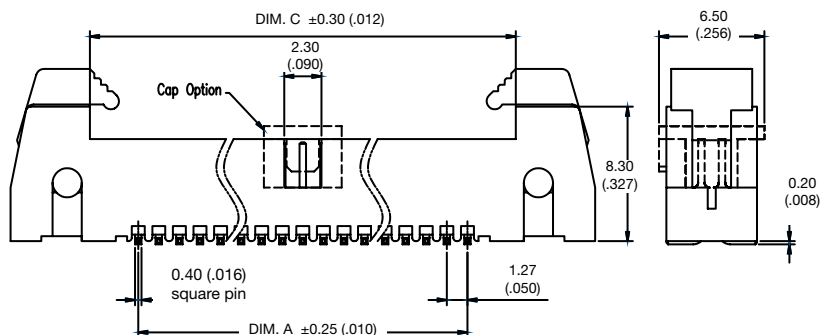
1 = Gold flash
4 = 0.25µm (10µ") gold on contact
8 = 0.76µm (30µ") gold on contact

PRODUCT



Recommended PCB layouts

lay out tolerance ±0.05 (.002)





Dimension : mm (inch)

A large rectangular area with rounded corners, outlined in blue, containing 25 horizontal blue lines for writing notes.

For more information about e-catalog or FCI
sales offices, headquarters, agents and local distributors,
visit www.fci.com



Americas - Phone: 1 (800) 237 2374  Europe - - Phone: 33 1 39 49 21 83  Asia/Pacific - Phone: 65 6549 6666

ELXM127CTLG0110EA4