


Multilayer Organic (MLO®) Filters

MLO® Band Pass Filters

General Information



GENERAL DESCRIPTION

The BP series of MLO® High Performance Band Pass Filters exhibit low insertion loss, steep roll-offs, and very high rejection of out of band frequencies. MLO® Band Pass Filters support many frequency bands and multiple wireless standards, and are less than 1.0mm in thickness.

MLO components are low profile devices with best in class performance based on KYOCERA AVX patented multilayer organic high density interconnect technology. MLO components utilize high dielectric constant and low loss materials to realize high Q passive printed elements, such as inductors and capacitors, in a multilayer stack. All MLO components are expansion matched to most organic PCB materials, thereby resulting in improved reliability over standard Si and ceramic devices

FEATURES

- Low insertion loss
- High rejection out-of-band
- Steep roll-off
- 50Ω Impedance
- Expansion matched to PCB
- Surface Mount
- RoHS Compliant

APPLICATIONS

- Wireless Communications Systems
- Military Radios
- EMS Radios
- UAVs
- Basestations
- Wireless access points and terminals
- Instrumentation

LAND GRID ARRAY ADVANTAGES

- Inherent Low Profile
- Excellent Solderability
- Low Parasitics
- Better Heat Dissipation

HOW TO ORDER

BP ┆	0F ┆	A ┆	1100 ┆	A ┆	7 ┆	00 ┆
Series Band Pass Filters	Case Size 0A = 2616 0B = 3116 0C = 3416 0D = 4016 0E = 4617 0F = 5021	Type	Frequency In MHz	Standard Testing	Termination 7 – Gold	Package Code 00 – Waffle Pack TR – 1000 pcs Tape & Reel TR1250 – 250 pcs Tape & Reel

QUALITY INSPECTION

Finished Parts are 100% electrically tested



LEAD-FREE

LEAD-FREE COMPATIBLE COMPONENT



RoHS COMPLIANT

For RoHScompliant products, please select correct termination style

TERMINATION

All finishes are compatible with automatic soldering technologies: Pb free reflow, wave soldering, vapor phase, and manual soldering.

OPERATING TEMPERATURE

-55°C to +85°C



S2P FILES, DRAWING AND OTHER INFORMATION AVAILABLE IN LINK ON INDIVIDUAL DATASHEETS

ELECTRICAL SPECIFICATIONS

Part Number	Fc		Passband Ripple <1.5dB			Insertion Loss < 5dB				Low Band		High Band				Rated RF Power (W)
	GHz	Typ dB	<1.5 dB Ripple			< 5 dB				DC - 30 dB	DC - 40 dB	30 dB		40 dB		
			Min Ghz	Max Ghz	BW	Min Ghz	Max Ghz	BW	Typ dB	Max Ghz	Max Ghz	Entry Ghz	Exit Ghz	Entry Ghz	Exit Ghz	
BP0IA0110A7**	0.110	1.7	0.092	0.135	0.043	0.088	0.138	0.050	2.2	0.688	0.063	0.181	1.000	0.187	0.950	1
BP0IA0115A7**	0.115	1.7	0.094	0.138	0.044	0.090	0.142	0.051	2.4	0.066	0.064	0.187	1.000	0.192	0.950	1
BP0IA0120A7**	0.120	1.7	0.095	0.143	0.048	0.092	0.146	0.054	2.5	0.069	0.066	0.191	1.000	0.197	0.950	1
BP0IA0170A7**	0.170	1.4	0.132	0.224	0.092	0.128	0.228	0.100	2.0	0.096	0.093	0.297	1.000	0.307	0.950	1
BP0IA0175A7**	0.175	1.4	0.135	0.231	0.096	0.132	0.235	0.103	2.3	0.100	0.096	0.304	1.000	0.314	0.950	1
BP0IA0180A7**	0.180	1.6	0.143	0.228	0.085	0.137	0.234	0.097	2.2	0.103	0.099	0.312	1.000	0.322	0.950	1
BP0EA0270A7**	0.270	1.6	0.231	0.316	0.085	0.224	0.325	0.100	2.4	0.161	0.155	0.424	2.000	0.444	2.000	1
BP0EA0280A7**	0.280	1.7	0.234	0.321	0.088	0.227	0.327	0.100	2.2	0.164	0.158	0.431	2.000	0.447	2.000	1
BP0EA0290A7**	0.290	1.7	0.244	0.339	0.096	0.241	0.345	0.105	2.3	0.170	0.164	0.454	2.000	0.473	2.000	1
BP0EA0400A7**	0.400	1.3	0.303	0.494	0.191	0.296	0.500	0.203	1.9	0.215	0.206	0.660	2.500	0.687	2.100	1
BP0EA0420A7**	0.420	1.3	0.316	0.514	0.198	0.309	0.520	0.211	2.0	0.224	0.215	0.690	2.500	0.719	2.000	1
BP0EA0430A7**	0.430	1.3	0.323	0.529	0.207	0.316	0.535	0.219	1.9	0.230	0.221	0.706	2.500	0.736	2.000	1
BP0DA0585A7**	0.585	1.3	0.472	0.735	0.262	0.461	0.745	0.284	2.1	0.360	-	0.985	3.000	-	-	1
BP0DA0595A7**	0.595	1.3	0.478	0.745	0.267	0.467	0.756	0.289	1.9	0.365	-	1.002	3.000	-	-	1
BP0DA0650A7**	0.650	1.3	0.485	0.776	0.291	0.490	0.787	0.297	2.0	0.374	-	1.030	3.000	-	-	1

Click on part number to see full specifications

**Packaging: 00 = waffle pack, TR = 1000pcs T&R, TR1250 = 250pcs T&R



The Important Information/Disclaimer is incorporated in the catalog where these specifications came from or available online at www.kyocera-avx.com/disclaimer/ by reference and should be reviewed in full before placing any order.

TDS-RFM-0045 | Rev 2

– RF MICROWAVE PRODUCTS –

Multilayer Organic (MLO®) Filters

MLO® Band Pass Filters

ELECTRICAL SPECIFICATIONS - CONTINUED

Part Number	Fc		Passband Ripple <1.5dB			Insertion Loss < 5dB				Low Band		High Band				Rated RF Power (W)
	GHz	dB	<1.5 dB Ripple			< 5 dB				DC - 30 dB	DC - 40 dB	30 dB		40 dB		
			Min	Max	BW	Min	Max	BW	Typ	Max	Max	Entry	Exit	Entry	Exit	
BP0CA0770A7**	0.770	0.97	0.628	0.954	0.326	0.620	0.970	0.350	1.97	0.480	0.460	1.190	4.500	1.230	4.000	1
BP0CA0810A7**	0.810	1.3	0.668	0.985	0.317	0.657	1.006	0.349	2.00	0.511	0.500	1.256	4.000	1.290	4.000	1
BP0CA0825A7**	0.825	1.3	0.680	0.985	0.305	0.668	1.021	0.353	2.0	0.513	0.504	1.261	4.000	1.296	4.000	1
BP0CA0855A7**	0.855	1.4	0.708	1.032	0.323	0.691	1.053	0.361	2.0	0.542	0.526	1.314	4.000	1.347	3.800	1
BP0CA1070A7**	1.070	1.1	0.887	1.313	0.426	0.864	1.329	0.465	2.1	0.693	0.672	1.647	4.000	1.682	4.000	1
BP0CA1090A7**	1.090	1.3	0.898	1.329	0.431	0.881	1.350	0.469	2.1	0.698	0.683	1.676	4.500	1.716	4.275	1
BP0CA1100A7**	1.100	0.95	0.881	1.365	0.484	0.860	1.390	0.530	1.62	0.680	0.660	1.680	5.000	1.730	4.500	1
BP0FA1100A7**	1.100	1.19	0.915	1.340	0.425	0.870	1.390	0.520	1.97	0.670	0.640	1.720	16.700	1.780	11.110	1
BP0FA1130A7**	1.130	1.35	0.928	1.398	0.470	0.890	1.440	0.550	2.18	0.680	0.660	1.760	15.540	1.790	11.700	1
BP0CA1160A7**	1.160	1.3	0.943	1.340	0.397	0.910	1.397	0.486	2.0	0.719	0.704	1.727	4.750	1.820	4.275	1
BP0FA1190A7**	1.190	1.28	1.031	1.387	0.356	0.990	1.440	0.450	1.96	0.760	0.740	1.740	18.000	1.780	16.290	1
BP0CA1610A7**	1.610	0.89	1.290	2.006	0.716	1.270	2.050	0.780	1.74	1.040	1.020	2.500	9.000	2.570	6.260	1
BP0EA1950A7**	1.950	0.94	1.486	2.573	1.087	1.440	2.640	1.200	1.46	1.190	1.160	3.140	9.000	3.220	7.500	1
BP0EA1980A7**	1.980	0.98	1.506	2.629	1.123	1.470	2.680	1.210	1.43	1.210	1.170	3.270	9.000	3.370	7.620	1
BP0EA2000A7**	2.000	1.8	1.878	2.121	0.243	1.838	2.18	0.343	2.2	1.48	1.454	2.675	9.000	2.729	8.000	1
BP0EA2055A7**	2.055	1.8	1.944	2.180	0.237	1.902	2.223	0.321	2.1	1.518	1.492	2.770	9.000	2.817	8.000	1
BP0EA2090A7**	2.090	1.08	1.580	2.759	1.179	1.540	2.840	1.390	1.33	1.280	1.230	3.400	9.000	3.600	7.920	1
BP0EA2135A7**	2.135	1.8	2.002	2.266	0.263	1.961	2.325	0.363	2.2	1.561	1.529	2.841	9.000	2.882	8.000	1
BP0BA2150A7**	2.150	1.4	1.768	2.548	0.780	1.750	2.579	0.829	1.8	1.344	-	3.305	9.000	-	-	1
BP0BA2260A7**	2.260	1.3	1.838	2.642	0.804	1.820	2.673	0.854	1.9	1.397	-	3.444	9.000	-	-	1
BP0BA2290A7**	2.290	1.2	1.884	2.751	0.868	1.866	2.715	0.849	1.8	1.433	-	3.548	9.000	-	-	1
BP0EA2423A7**	2.423	1.6	2.168	2.646	0.478	2.138	2.746	0.609	2.3	1.758	1.732	3.290	9.000	3.325	9.000	1
BP0EA2500A7**	2.500	1.36	2.084	3.003	0.919	2.020	3.210	1.190	2.38	1.690	1.640	3.710	9.000	3.800	7.500	1
BP0EA2510A7**	2.510	1.6	2.245	2.774	0.529	2.209	2.832	0.623	2.1	1.822	1.796	3.366	9.000	3.402	9.000	1
BP0EA2540A7**	2.540	1.11	2.077	3.161	1.084	2.020	3.210	1.190	1.88	1.700	1.640	3.800	8.300	3.900	7.800	1
BP0EA2568A7**	2.568	1.9	2.286	2.864	0.578	2.256	2.923	0.667	2.1	1.871	1.844	3.485	10.000	3.521	9.000	1
BP0EA2620A7**	2.620	1.55	2.141	3.169	1.028	2.090	3.280	1.190	2.21	1.740	1.680	3.910	7.800	3.960	7.700	1
BP0EA3060A7**	3.060	1.6	2.783	3.340	0.558	2.741	3.42	0.68	2.1	2.261	2.223	4.099	11.000	4.140	10.200	1
BP0EA3123A7**	3.123	1.5	2.847	3.430	0.584	2.799	3.485	0.685	2.2	2.319	2.288	4.153	12.000	4.200	9.000	1
BP0EA3180A7**	3.180	0.84	2.505	4.016	1.510	2.450	4.140	1.690	1.67	1.810	1.750	5.250	18.430	5.460	15.500	1
BP0BA3270A7**	3.270	2.2	3.242	3.314	0.071	3.156	3.381	0.225	2.3	2.334	2.219	4.337	9.000	4.580	9.000	1
BP0BA3280A7**	3.280	2.2	3.225	3.340	0.116	3.150	3.412	0.262	2.2	2.361	2.246	4.376	9.000	4.700	9.000	1
BP0EA3284A7**	3.284	1.5	3.019	3.586	0.567	2.972	3.629	0.657	2.1	2.447	2.292	4.324	11.500	5.091	9.000	1
BP0EA3310A7**	3.310	0.97	2.695	4.107	1.412	2.620	4.190	1.570	1.85	1.910	1.860	5.220	19.050	5.410	15.940	1
BP0BA3350A7**	3.350	2.3	3.282	3.429	0.146	3.208	3.506	0.299	2.3	2.386	2.267	4.480	9.000	4.580	9.000	1
BP0EA3430A7**	3.430	0.83	2.683	4.370	1.687	2.640	4.460	1.820	1.8	1.950	1.890	5.590	20.000	5.830	16.000	1
BP0AA3580A7**	3.580	1.2	2.972	4.304	1.332	2.943	4.351	1.408	1.6	2.068	-	5.292	9.000	6.300	9.000	1
BP0EA3597A7**	3.597	1.9	3.325	3.923	0.597	3.237	3.998	0.76	2.4	2.621	2.538	4.896	10.00	4.93	9.000	1
BP0BA3630A7**	3.630	2.1	3.513	3.746	0.233	3.438	3.829	0.392	2.2	2.594	2.460	4.884	9.000	5.039	9.000	1
BP0AA3700A7**	3.700	1.1	3.046	4.481	1.435	3.020	4.533	1.513	1.8	2.152	-	5.500	9.000	6.300	9.000	1
BP0EA3720A7**	3.720	2	3.408	3.981	0.573	3.319	4.169	0.85	2.5	2.661	2.575	5.051	12.500	5.098	9.000	1
BP0BA3750A7**	3.750	2	3.657	3.835	0.178	3.588	3.918	0.330	2.1	2.694	2.558	5.097	9.000	5.241	9.000	1
BP0AA3790A7**	3.790	1	3.200	4.589	1.389	3.150	4.646	1.496	2.1	2.199	-	5.661	9.000	6.060	9.000	1
BP0EA3827A7**	3.827	2.1	3.508	4.169	0.661	3.408	4.297	0.889	2.4	2.726	2.640	5.180	14.000	5.222	9.000	1
BP0BA3900A7**	3.900	2	3.847	3.960	0.112	3.755	4.058	0.304	2.2	2.735	2.600	5.229	9.000	6.000	9.000	1
BP0EA4260A7**	4.260	1.3	3.389	5.422	2.032	3.325	5.462	2.136	2.0	2.621	2.261	6.920	9.000	-	-	1
BP0EA4363A7**	4.363	1.6	3.933	4.847	0.914	3.863	4.927	1.064	2.2	3.121	3.009	6.019	13.000	6.072	10.500	1
BP0EA4400A7**	4.400	1.1	3.456	5.627	2.171	3.420	5.670	2.250	1.8	2.699	2.613	7.109	9.000	-	-	1
BP0EA4440A7**	4.440	1.1	3.554	5.513	1.959	3.490	5.660	2.170	1.78	2.890	2.790	7.060	13.800	7.390	9.260	1
BP0EA4550A7**	4.550	1.7	4.052	5.071	1.019	3.922	5.16	1.239	2.0	3.196	3.084	6.278	15.500	6.302	11.000	1
BP0EA4583A7**	4.583	1.1	3.542	5.932	2.390	3.521	5.979	2.459	1.6	2.770	2.667	7.400	9.000	-	-	1
BP0EA4600A7**	4.600	1.14	3.806	5.696	1.890	3.660	5.780	2.120	1.79	2.990	2.900	7.150	9.680	7.500	9.550	1
BP0EA4649A7**	4.649	1.8	4.371	5.285	0.914	4.016	5.381	1.365	2.7	3.259	3.159	6.497	12.000	6.596	11.000	1
BP0EA4680A7**	4.680	1.18	3.743	5.776	2.033	3.700	5.930	2.230	1.77	3.050	2.960	7.370	9.860	7.730	8.400	1

Click on part number to see full specifications

**Packaging: 00 = waffle pack, TR = 1000pcs T&R, TR\250 = 250pcs T&R

Multilayer Organic (MLO®) Filters

MLO® Band Pass Filters

MECHANICAL DIMENSIONS:

inches (mm)

Case Size	Length	Width	Height
A 2616	0.259±0.010 (6.579±0.254)	0.157±0.010 (3.975±0.254)	Varies - see part specification
B 3116	0.306±0.010 (7.785±0.254)	0.156±0.010 (3.975±0.254)	Varies - see part specification
C 3416	0.342±0.010 (8.674±0.254)	0.157±0.010 (3.975±0.254)	Varies - see part specification
D 4016	0.401±0.010 (10.198±0.254)	0.156±0.010 (3.975±0.254)	Varies - see part specification
E 4617	0.460±0.010 (11.684±0.254)	0.170±0.010 (4.318±0.254)	Varies - see part specification
E1 4617	0.460±0.010 (11.684±0.254)	0.174±0.010 (4.4196±0.254)	Varies - see part specification
E2 4614	0.460±0.010 (11.684±0.254)	0.144±0.010 (3.6576±0.254)	Varies - see part specification
F 5021	0.512±0.010 (12.992±0.254)	0.207±0.010 (5.245±0.254)	Varies - see part specification
I 6025	.600±0.010 (15.24±0.254)	0.250±0.010 (6.35±0.254)	Varies - see part specification

BP01A0110A7**

ELECTRICAL SPECIFICATIONS

	Min (GHz)	Max (GHz)		
Pass Band	0.110		1.7	dB Fc Typ
	0.088	0.138	5.0	dB Max
	0.088	0.138	2.2	dB Typ
	0.092	0.135	1.5	dB Ripple
Rejection	DC	0.688	30	dB Min
	0.181	1.000	30	dB Min
	DC	0.063	40	dB Min
	0.187	0.950	40	dB Min
Dimension	Thickness		40	Mils Max
RF Power	Power		1	Watts Max

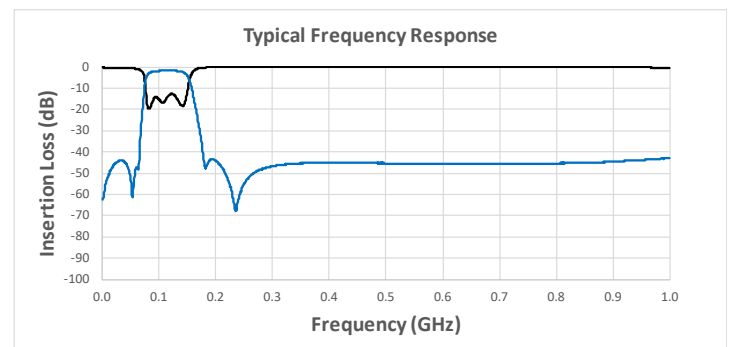
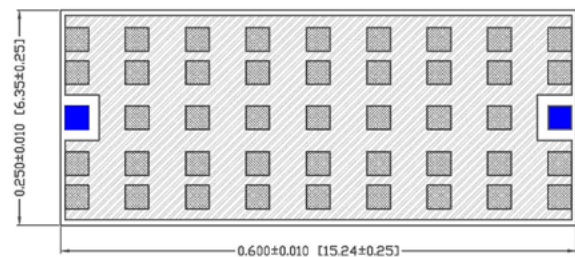
[Click here to return to main table.](#)

CLICK HERE TO DOWNLOAD DATA FILES

*Data files contain DXF and S2P files

DIMENSIONS – CASE SIZE I

Bottom View inches (mm)



Multilayer Organic (MLO®) Filters

MLO® Band Pass Filters

BP01A0115A7**

ELECTRICAL SPECIFICATIONS

	Min (GHz)	Max (GHz)		
Pass Band	0.115		1.7	dB Fc Typ
	0.090	0.142	5.0	dB Max
	0.090	0.142	2.4	dB Typ
	0.094	0.138	1.5	dB Ripple
Rejection	DC	0.066	30	dB Min
	0.187	1.000	30	dB Min
	DC	0.064	40	dB Min
	0.192	0.950	40	dB Min
Dimension	Thickness		40	Mils Max
RF Power	Power		1	Watts Max

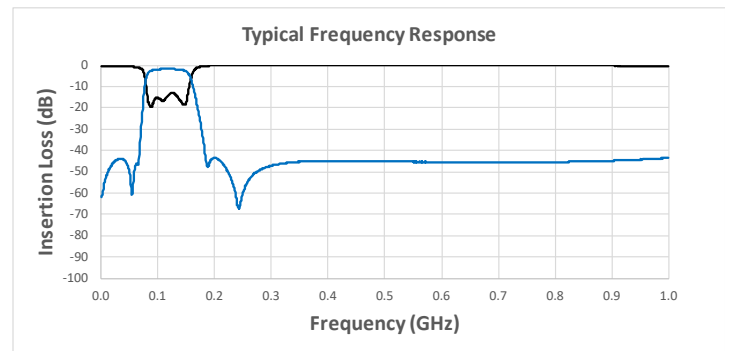
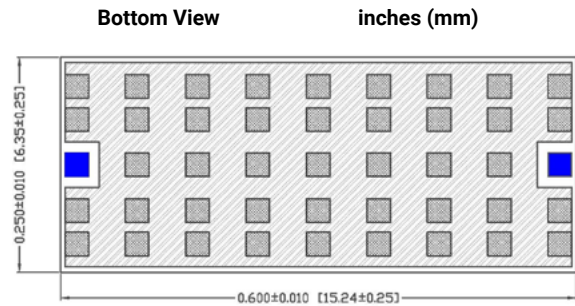
[Click here to return to main table.](#)



CLICK HERE TO DOWNLOAD DATA FILES

*Data files contain DXF and S2P files

DIMENSIONS – CASE SIZE I



BP01A0120A7**

ELECTRICAL SPECIFICATIONS

	Min (GHz)	Max (GHz)		
Pass Band	0.120		1.7	dB Fc Typ
	0.092	0.146	5.0	dB Max
	0.092	0.146	2.5	dB Typ
	0.095	0.143	1.5	dB Ripple
Rejection	DC	0.069	30	dB Min
	0.191	1.000	30	dB Min
	DC	0.066	40	dB Min
	0.197	0.950	40	dB Min
Dimension	Thickness		40	Mils Max
RF Power	Power		1	Watts Max

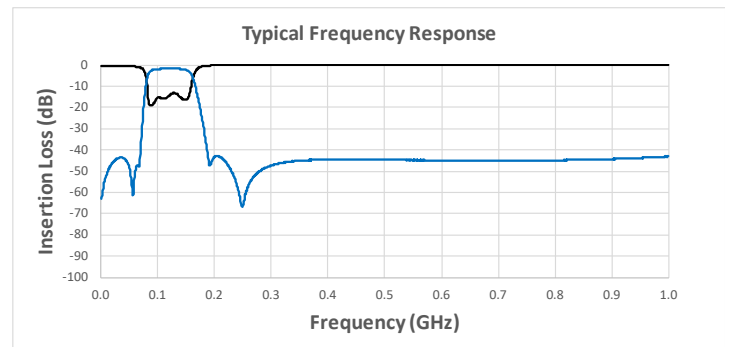
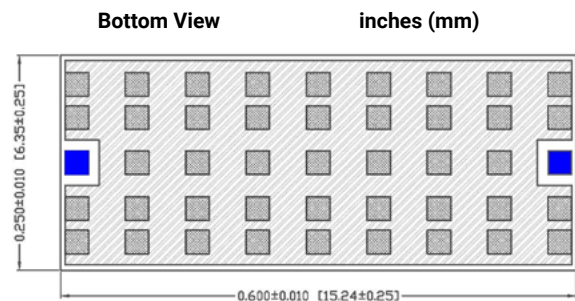
[Click here to return to main table.](#)



CLICK HERE TO DOWNLOAD DATA FILES

*Data files contain DXF and S2P files

DIMENSIONS – CASE SIZE I



Multilayer Organic (MLO®) Filters

MLO® Band Pass Filters

BP01A0170A7**

ELECTRICAL SPECIFICATIONS

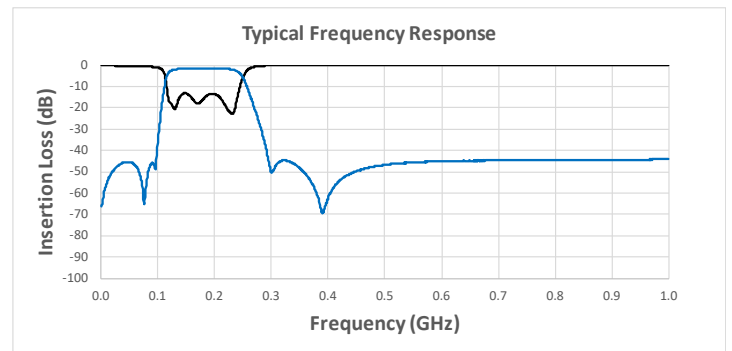
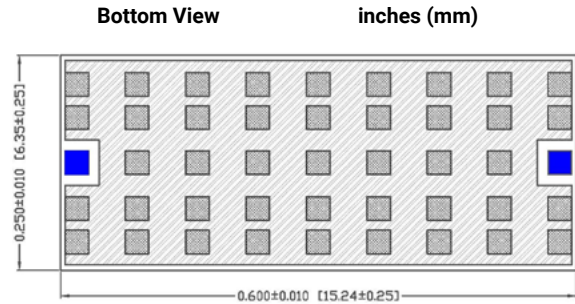
	Min (GHz)	Max (GHz)		
Pass Band	0.170		1.4	dB Fc Typ
	0.128	0.228	5.0	dB Max
	0.128	0.228	2	dB Typ
	0.132	0.224	1.5	dB Ripple
Rejection	DC	0.096	30	dB Min
	0.297	1.000	30	dB Min
	DC	0.093	40	dB Min
	0.307	0.950	40	dB Min
Dimension	Thickness		40	Mils Max
RF Power	Power		1	Watts Max

[Click here to return to main table.](#)

CLICK HERE TO DOWNLOAD DATA FILES

*Data files contain DXF and S2P files

DIMENSIONS – CASE SIZE I



BP01A0175A7**

ELECTRICAL SPECIFICATIONS

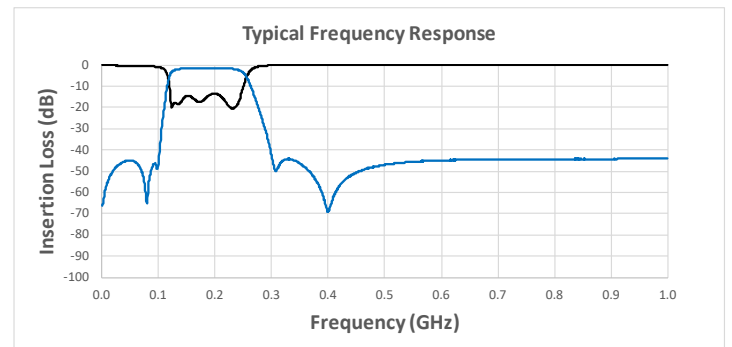
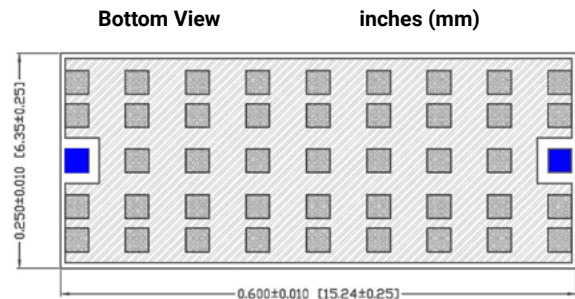
	Min (GHz)	Max (GHz)		
Pass Band	0.175		1.4	dB Fc Typ
	0.132	0.235	5.0	dB Max
	0.132	0.235	2.3	dB Typ
	0.135	0.231	1.5	dB Ripple
Rejection	DC	0.100	30	dB Min
	0.304	1.000	30	dB Min
	DC	0.096	40	dB Min
	0.314	0.950	40	dB Min
Dimension	Thickness		40	Mils Max
RF Power	Power		1	Watts Max

[Click here to return to main table.](#)

CLICK HERE TO DOWNLOAD DATA FILES

*Data files contain DXF and S2P files

DIMENSIONS – CASE SIZE I



Multilayer Organic (MLO®) Filters

MLO® Band Pass Filters

BP0IA0180A7**

ELECTRICAL SPECIFICATIONS

	Min (GHz)	Max (GHz)		
Pass Band	0.180		1.6	dB Fc Typ
	0.137	0.234	5.0	dB Max
	0.137	0.234	2.2	dB Typ
	0.143	0.228	1.5	dB Ripple
Rejection	DC	0.103	30	dB Min
	0.312	1.000	30	dB Min
	DC	0.099	40	dB Min
	0.322	0.950	40	dB Min
Dimension	Thickness		40	Mils Max
RF Power	Power		1	Watts Max

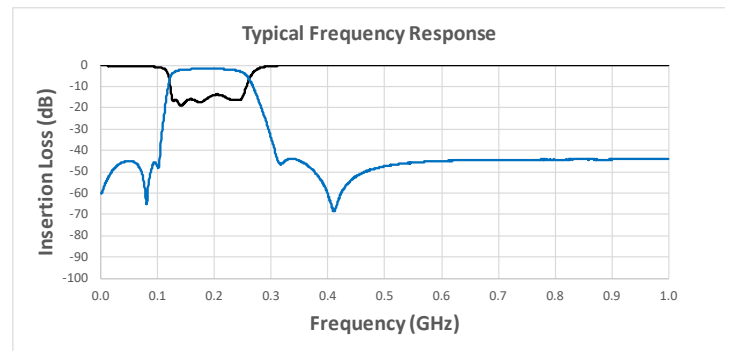
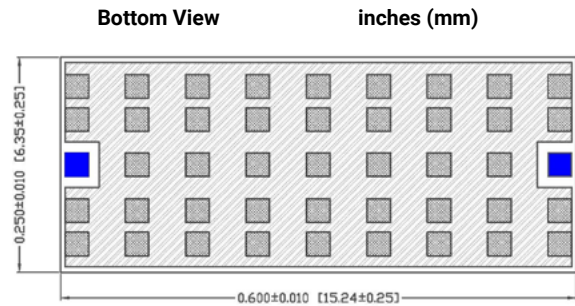
[Click here to return to main table.](#)



CLICK HERE TO DOWNLOAD DATA FILES

*Data files contain DXF and S2P files

DIMENSIONS – CASE SIZE I



BP0EA0270A7**

ELECTRICAL SPECIFICATIONS

	Min (GHz)	Max (GHz)		
Pass Band	0.270		1.6	dB Fc Typ
	0.224	0.325	5.0	dB Max
	0.224	0.325	2.4	dB Typ
	0.231	0.316	1.5	dB Ripple
Rejection	DC	0.161	30	dB Min
	0.424	2.000	30	dB Min
	DC	0.155	40	dB Min
	0.444	2.000	40	dB Min
Dimension	Thickness		40	Mils Max
RF Power	Power		1	Watts Max

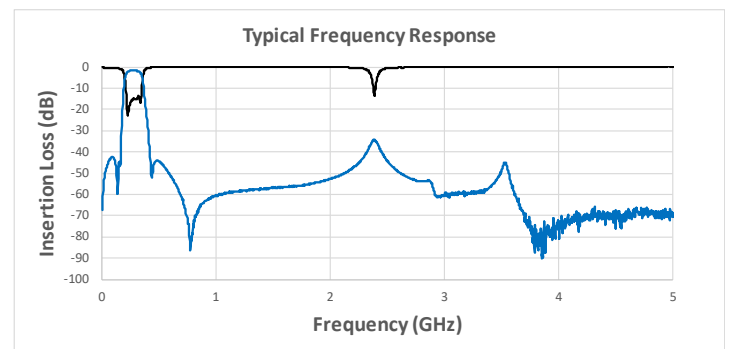

[Click here to return to main table.](#)



CLICK HERE TO DOWNLOAD DATA FILES

*Data files contain DXF and S2P files

DIMENSIONS – CASE SIZE E



Multilayer Organic (MLO®) Filters

MLO® Band Pass Filters

BP0EA0280A7**

ELECTRICAL SPECIFICATIONS

	Min (GHz)	Max (GHz)		
Pass Band	0.280		1.7	dB Fc Typ
	0.227	0.327	5.0	dB Max
	0.227	0.327	2.2	dB Typ
	0.234	0.321	1.5	dB Ripple
Rejection	DC	0.164	30	dB Min
	0.431	2.000	30	dB Min
	DC	0.158	40	dB Min
	0.447	2.000	40	dB Min
Dimension	Thickness		40	Mils Max
RF Power	Power		1	Watts Max

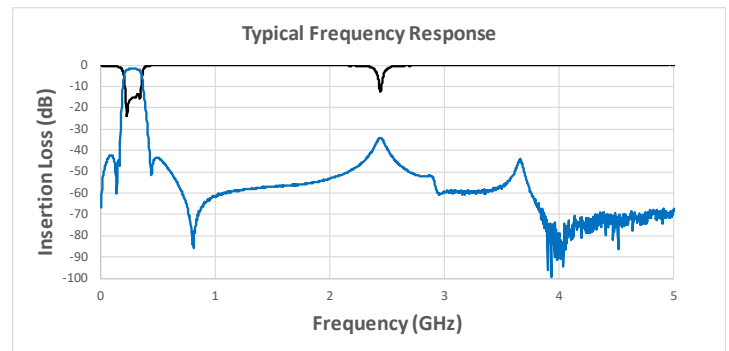
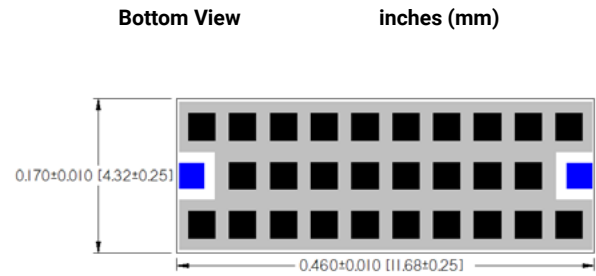
[Click here to return to main table.](#)



CLICK HERE TO DOWNLOAD DATA FILES

*Data files contain DXF and S2P files

DIMENSIONS – CASE SIZE E



BP0EA0290A7**

ELECTRICAL SPECIFICATIONS

	Min (GHz)	Max (GHz)		
Pass Band	0.290		1.7	dB Fc Typ
	0.241	0.345	5.0	dB Max
	0.241	0.345	2.3	dB Typ
	0.244	0.339	1.5	dB Ripple
Rejection	DC	0.170	30	dB Min
	0.454	2.000	30	dB Min
	DC	0.164	40	dB Min
	0.473	2.000	40	dB Min
Dimension	Thickness		40	Mils Max
RF Power	Power		1	Watts Max

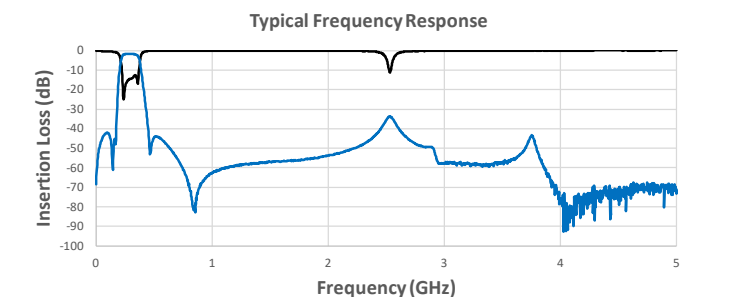
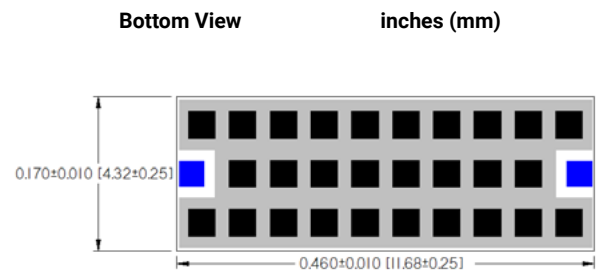
[Click here to return to main table.](#)



CLICK HERE TO DOWNLOAD DATA FILES

*Data files contain DXF and S2P files

DIMENSIONS – CASE SIZE E



Multilayer Organic (MLO®) Filters

MLO® Band Pass Filters

BP0EA0400A7**

ELECTRICAL SPECIFICATIONS

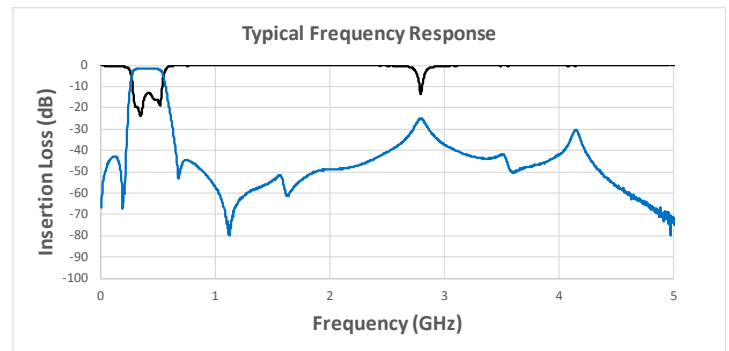
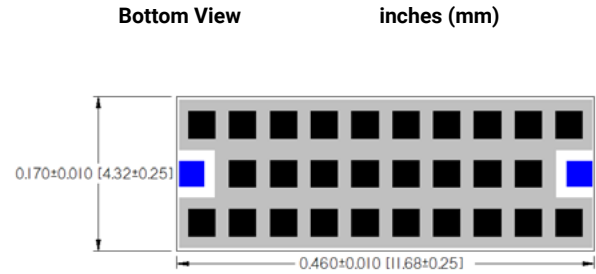
	Min (GHz)	Max (GHz)		
Pass Band	0.400		1.3	dB Fc Typ
	0.296	0.500	5.0	dB Max
	0.296	0.500	1.9	dB Typ
	0.303	0.494	1.5	dB Ripple
Rejection	DC	0.215	30	dB Min
	0.660	2.500	30	dB Min
	DC	0.206	40	dB Min
Dimension	Thickness		40	Mils Max
	RF Power		Power	1 Watts Max

[Click here to return to main table.](#)

CLICK HERE TO DOWNLOAD DATA FILES

*Data files contain DXF and S2P files

DIMENSIONS – CASE SIZE E



BP0EA0420A7**

ELECTRICAL SPECIFICATIONS

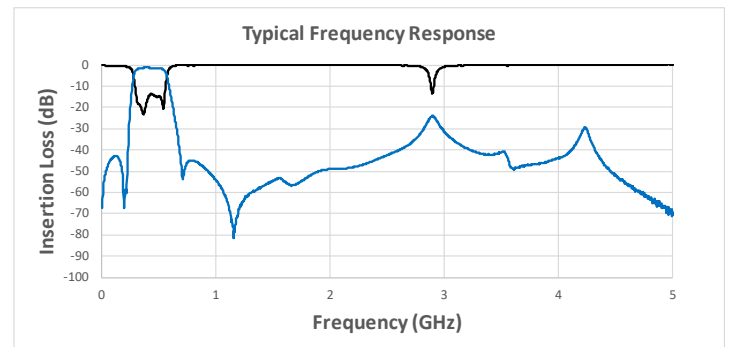

	Min (GHz)	Max (GHz)		
Pass Band	0.420		1.3	dB Fc Typ
	0.309	0.520	5.0	dB Max
	0.309	0.520	2	dB Typ
	0.316	0.514	1.5	dB Ripple
Rejection	DC	0.224	30	dB Min
	0.690	2.500	30	dB Min
	DC	0.215	40	dB Min
Dimension	Thickness		40	Mils Max
	RF Power		Power	1 Watts Max

[Click here to return to main table.](#)

CLICK HERE TO DOWNLOAD DATA FILES

*Data files contain DXF and S2P files

DIMENSIONS – CASE SIZE E



Multilayer Organic (MLO®) Filters

MLO® Band Pass Filters

BP0EA0430A7**

ELECTRICAL SPECIFICATIONS

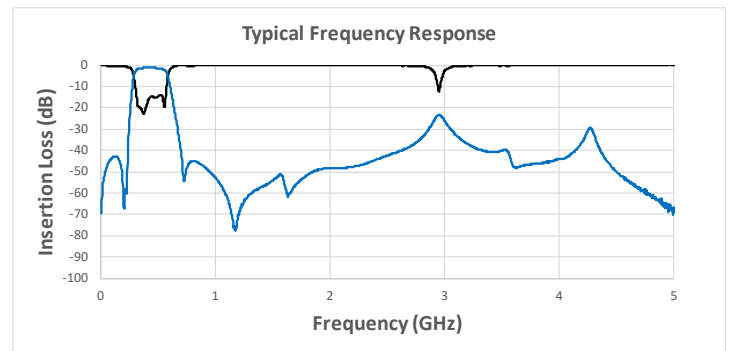
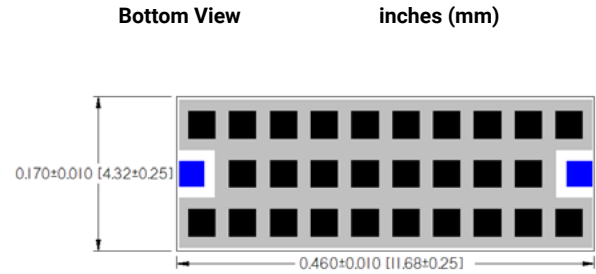
	Min (GHz)	Max (GHz)		
Pass Band	0.430		1.3	dB Fc Typ
	0.316	0.535	5.0	dB Max
	0.316	0.535	1.9	dB Typ
	0.323	0.529	1.5	dB Ripple
Rejection	DC	0.230	30	dB Min
	0.706	2.500	30	dB Min
	DC	0.221	40	dB Min
Dimension	Thickness		40	Mils Max
RF Power	Power		1	Watts Max

[Click here to return to main table.](#)

CLICK HERE TO DOWNLOAD DATA FILES

*Data files contain DXF and S2P files

DIMENSIONS – CASE SIZE E



BP0DA0585A7**

ELECTRICAL SPECIFICATIONS

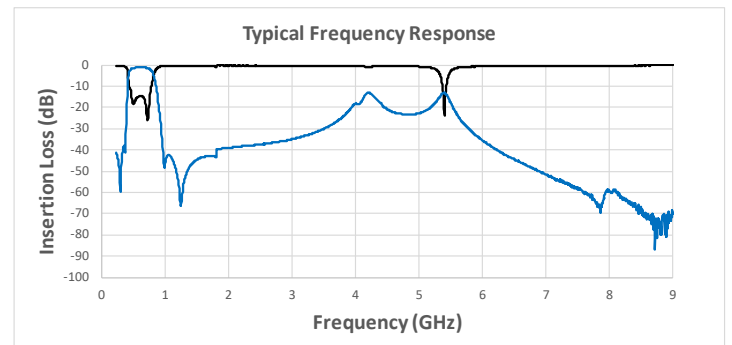
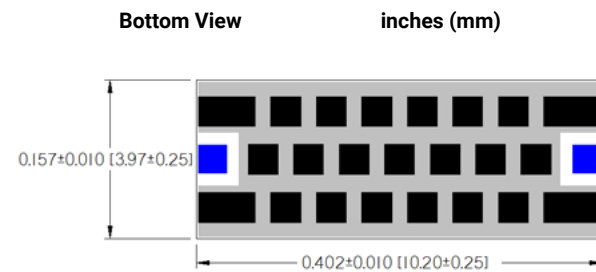
	Min (GHz)	Max (GHz)		
Pass Band	0.585		1.3	dB Fc Typ
	0.461	0.745	5.0	dB Max
	0.461	0.745	2.1	dB Typ
	0.472	0.735	1.5	dB Ripple
Rejection	DC	0.360	30	dB Min
	0.985	3.000	30	dB Min
Dimension	Thickness		40	Mils Max
RF Power	Power		1	Watts Max

[Click here to return to main table.](#)

CLICK HERE TO DOWNLOAD DATA FILES

*Data files contain DXF and S2P files

DIMENSIONS – CASE SIZE D



Multilayer Organic (MLO®) Filters

MLO® Band Pass Filters

BP0DA0595A7**

ELECTRICAL SPECIFICATIONS

	Min (GHz)	Max (GHz)		
Pass Band	0.595		1.3	dB Fc Typ
	0.467	0.756	5.0	dB Max
	0.467	0.756	1.9	dB Typ
	0.478	0.745	1.5	dB Ripple
Rejection	DC	0.365	30	dB Min
	1.002	3.000	30	dB Min
Dimension	Thickness		40	Mils Max
RF Power	Power		1	Watts Max

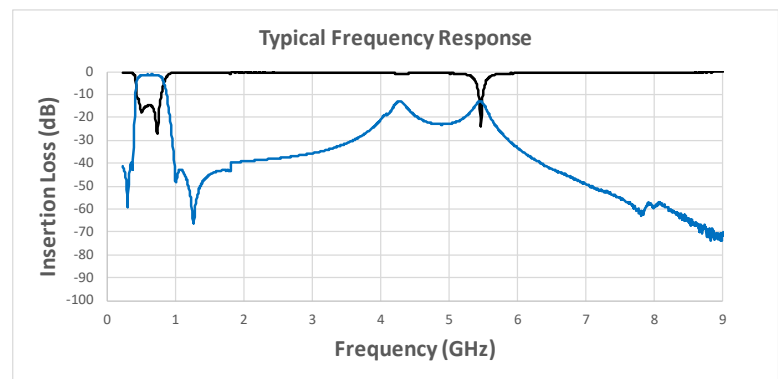
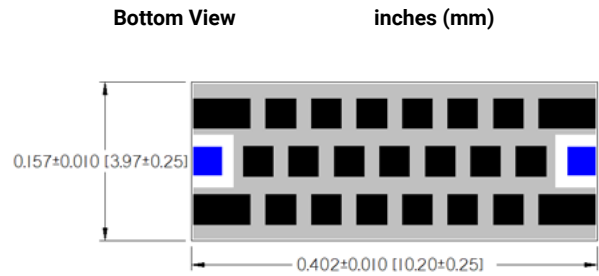
[Click here to return to main table.](#)



CLICK HERE TO DOWNLOAD DATA FILES

*Data files contain DXF and S2P files

DIMENSIONS – CASE SIZE D



BP0DA0650A7**

ELECTRICAL SPECIFICATIONS

	Min (GHz)	Max (GHz)		
Pass Band	0.650		1.3	dB Fc Typ
	0.490	0.787	5.0	dB Max
	0.490	0.787	2	dB Typ
	0.485	0.776	1.5	dB Ripple
Rejection	DC	0.374	30	dB Min
	1.030	3.000	30	dB Min
Dimension	Thickness		40	Mils Max
RF Power	Power		1	Watts Max

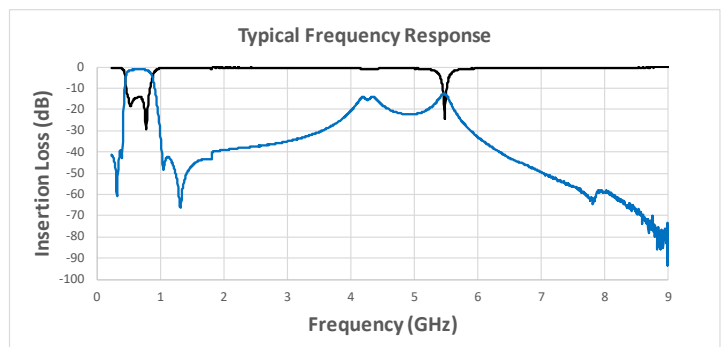
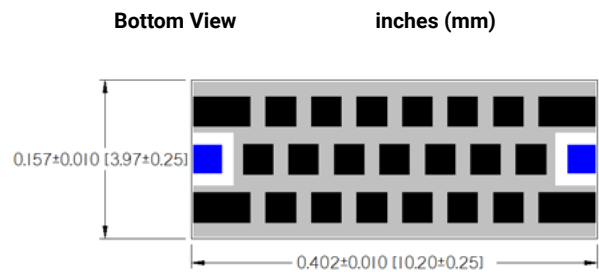
[Click here to return to main table.](#)



CLICK HERE TO DOWNLOAD DATA FILES

*Data files contain DXF and S2P files

DIMENSIONS – CASE SIZE D



Multilayer Organic (MLO®) Filters

MLO® Band Pass Filters

BPOCA0770A7**

ELECTRICAL SPECIFICATIONS

	Min (GHz)	Max (GHz)		
Pass Band	0.770		0.97	dB Fc Typ
	0.620	0.970	5.0	dB Max
	0.620	0.970	1.97	dB Typ
	0.628	0.954	1.5	dB Ripple
Rejection	DC	0.480	30	dB Min
	1.190	4.500	30	dB Min
	DC	0.460	40	dB Min
	1.230	4.000	40	dB Min
Dimension	Thickness		22	Mils Max
RF Power	Power		1	Watts Max

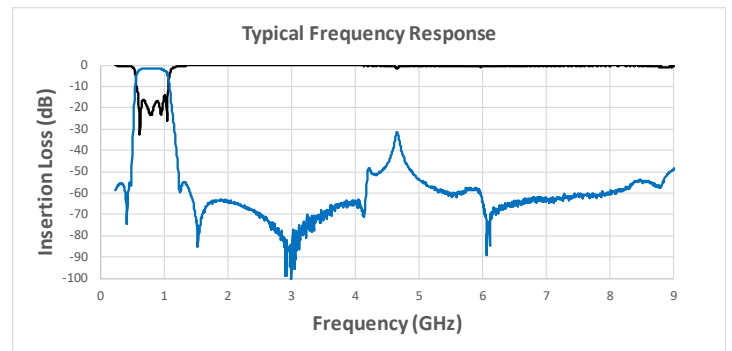
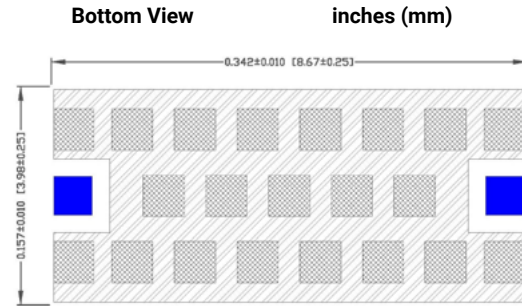
[Click here to return to main table.](#)



CLICK HERE TO DOWNLOAD DATA FILES

*Data files contain DXF and S2P files

DIMENSIONS – CASE SIZE C



BPOCA0810A7**

ELECTRICAL SPECIFICATIONS

	Min (GHz)	Max (GHz)		
Pass Band	0.810		1.3	dB Fc Typ
	0.657	1.006	5.0	dB Max
	0.657	1.006	2	dB Typ
	0.668	0.985	1.5	dB Ripple
Rejection	DC	0.511	30	dB Min
	1.256	4.000	30	dB Min
	DC	0.500	40	dB Min
	1.290	4.000	40	dB Min
Dimension	Thickness		40	Mils Max
RF Power	Power		1	Watts Max

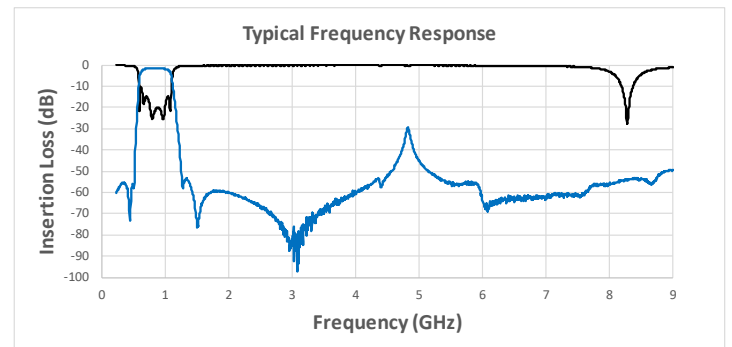
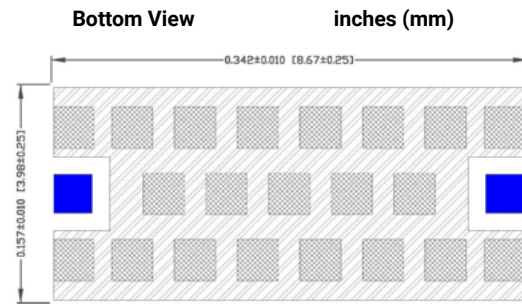
[Click here to return to main table.](#)



CLICK HERE TO DOWNLOAD DATA FILES

*Data files contain DXF and S2P files

DIMENSIONS – CASE SIZE C



Multilayer Organic (MLO®) Filters

MLO® Band Pass Filters

BP0CA0825A7**

ELECTRICAL SPECIFICATIONS

	Min (GHz)	Max (GHz)		
Pass Band	0.825		1.3	dB Fc Typ
	0.668	1.021	5.0	dB Max
	0.668	1.021	2	dB Typ
	0.680	0.985	1.5	dB Ripple
Rejection	DC	0.513	30	dB Min
	1.261	4.000	30	dB Min
	DC	0.504	40	dB Min
	1.296	4.000	40	dB Min
Dimension	Thickness		40	Mils Max
RF Power	Power		1	Watts Max

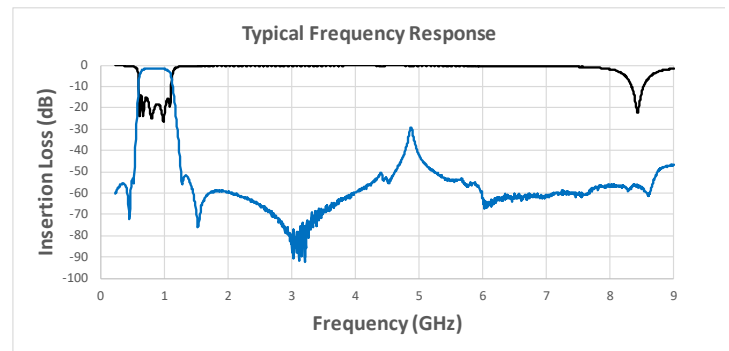
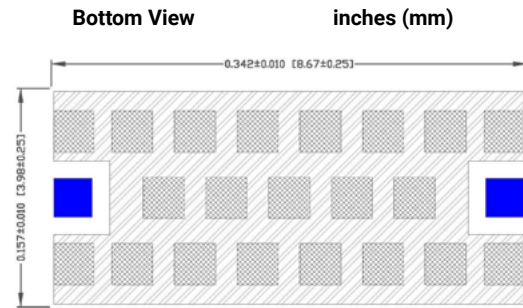
[Click here to return to main table.](#)



CLICK HERE TO DOWNLOAD DATA FILES

*Data files contain DXF and S2P files

DIMENSIONS – CASE SIZE C



BP0CA0855A7**

ELECTRICAL SPECIFICATIONS

	Min (GHz)	Max (GHz)		
Pass Band	0.855		1.4	dB Fc Typ
	0.691	1.053	5.0	dB Max
	0.691	1.053	2	dB Typ
	0.708	1.032	1.5	dB Ripple
Rejection	DC	0.542	30	dB Min
	1.314	4.000	30	dB Min
	DC	0.526	40	dB Min
	1.347	3.800	40	dB Min
Dimension	Thickness		40	Mils Max
RF Power	Power		1	Watts Max

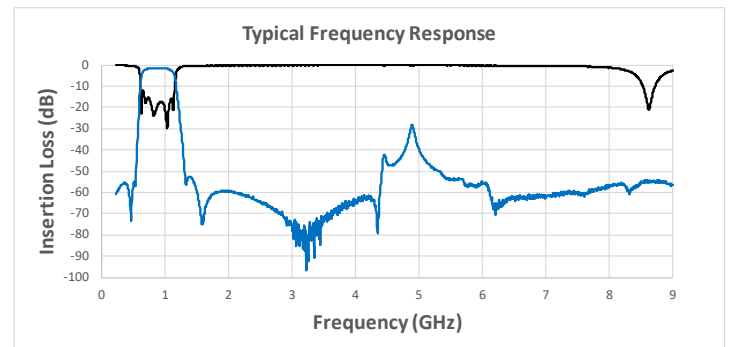
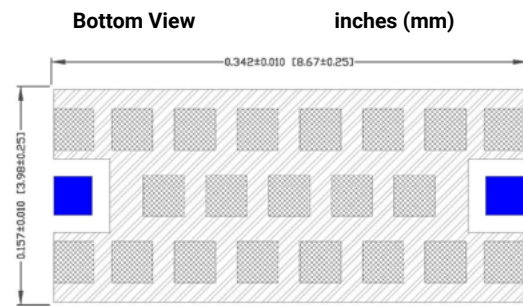
[Click here to return to main table.](#)



CLICK HERE TO DOWNLOAD DATA FILES

*Data files contain DXF and S2P files

DIMENSIONS – CASE SIZE C



Multilayer Organic (MLO®) Filters

MLO® Band Pass Filters

BPOCA1070A7**

ELECTRICAL SPECIFICATIONS

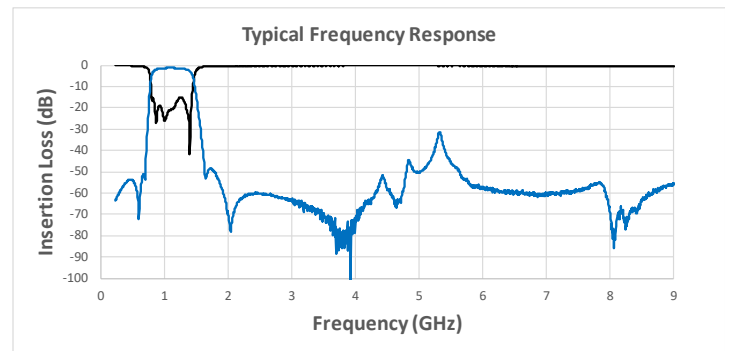
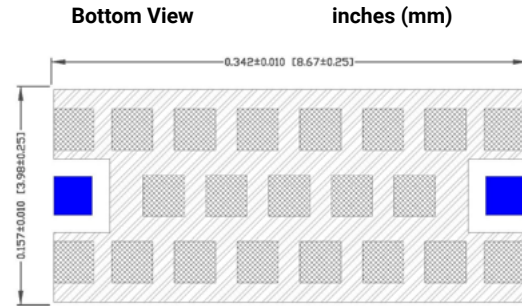
	Min (GHz)	Max (GHz)		
Pass Band	1.070		1.1	dB Fc Typ
	0.864	1.329	5.0	dB Max
	0.864	1.329	2.1	dB Typ
	0.887	1.313	1.5	dB Ripple
Rejection	DC	0.693	30	dB Min
	1.647	4.000	30	dB Min
	DC	0.672	40	dB Min
1.682	4.000	40	dB Min	
Dimension	Thickness		40	Mils Max
RF Power	Power		1	Watts Max

[Click here to return to main table.](#)

CLICK HERE TO DOWNLOAD DATA FILES

*Data files contain DXF and S2P files

DIMENSIONS – CASE SIZE C



BPOCA1090A7**

ELECTRICAL SPECIFICATIONS

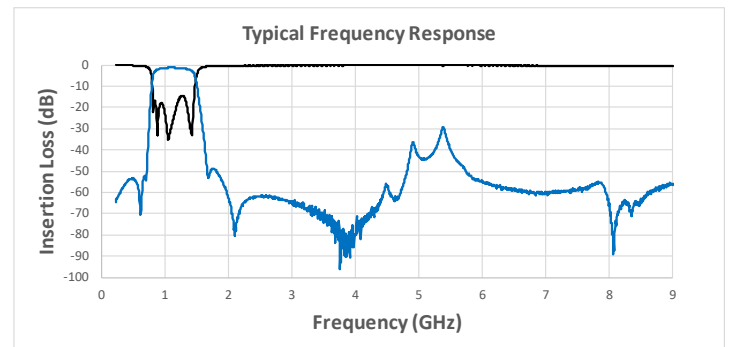
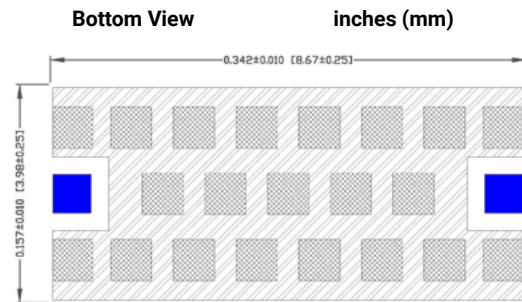
	Min (GHz)	Max (GHz)		
Pass Band	1.090		1.3	dB Fc Typ
	0.881	1.350	5.0	dB Max
	0.881	1.350	2.1	dB Typ
	0.898	1.329	1.5	dB Ripple
Rejection	DC	0.698	30	dB Min
	1.676	4.500	30	dB Min
	DC	0.683	40	dB Min
1.716	4.275	40	dB Min	
Dimension	Thickness		40	Mils Max
RF Power	Power		1	Watts Max

[Click here to return to main table.](#)

CLICK HERE TO DOWNLOAD DATA FILES

*Data files contain DXF and S2P files

DIMENSIONS – CASE SIZE C



Multilayer Organic (MLO®) Filters

MLO® Band Pass Filters

BP0CA1100A7**

ELECTRICAL SPECIFICATIONS

	Min (GHz)	Max (GHz)		
Pass Band	1.100		0.95	dB Fc Typ
	0.860	1.390	5.0	dB Max
	0.860	1.390	1.62	dB Typ
	0.881	1.365	1.5	dB Ripple
Rejection	DC	0.680	30	dB Min
	1.680	5.000	30	dB Min
	DC	0.660	40	dB Min
	1.730	4.500	40	dB Min
Dimension	Thickness		22	Mils Max
RF Power	Power		1	Watts Max

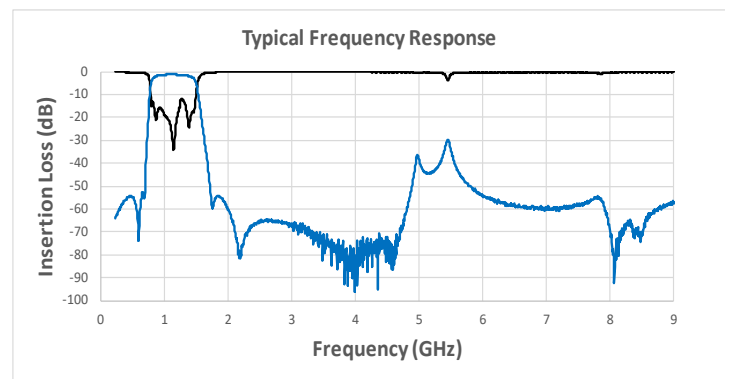
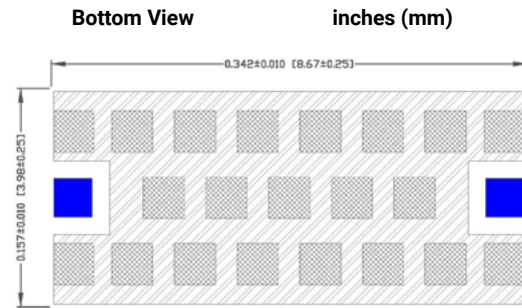
[Click here to return to main table.](#)



CLICK HERE TO DOWNLOAD DATA FILES

*Data files contain DXF and S2P files

DIMENSIONS – CASE SIZE C



BP0FA1100A7**

ELECTRICAL SPECIFICATIONS

	Min (GHz)	Max (GHz)		
Pass Band	1.100		1.19	dB Fc Typ
	0.870	1.390	5.0	dB Max
	0.870	1.390	1.97	dB Typ
	0.915	1.340	1.5	dB Ripple
Rejection	DC	0.670	30	dB Min
	1.720	16.700	30	dB Min
	DC	0.640	40	dB Min
	1.780	11.110	40	dB Min
Dimension	Thickness		22	Mils Max
RF Power	Power		1	Watts Max

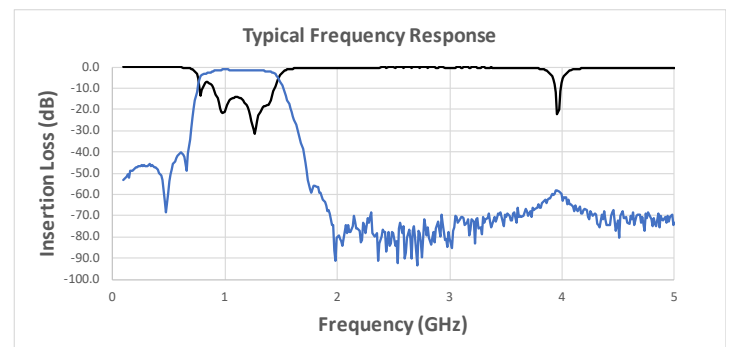
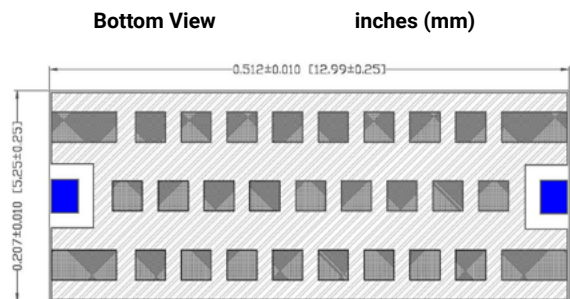
[Click here to return to main table.](#)



CLICK HERE TO DOWNLOAD DATA FILES

*Data files contain DXF and S2P files

DIMENSIONS – CASE SIZE F



Multilayer Organic (MLO®) Filters

MLO® Band Pass Filters

BP0FA1130A7**

ELECTRICAL SPECIFICATIONS

	Min (GHz)	Max (GHz)		
Pass Band	1.130		1.35	dB Fc Typ
	0.890	1.440	5.0	dB Max
	0.890	1.440	2.18	dB Typ
	0.928	1.398	1.5	dB Ripple
Rejection	DC	0.680	30	dB Min
	1.760	15.540	30	dB Min
	DC	0.660	40	dB Min
	1.790	11.700	40	dB Min
Dimension	Thickness		22	Mils Max
RF Power	Power		1	Watts Max

[Click here to return to main table.](#)



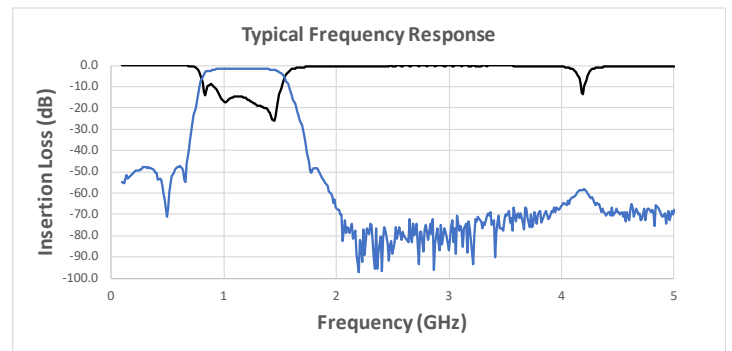
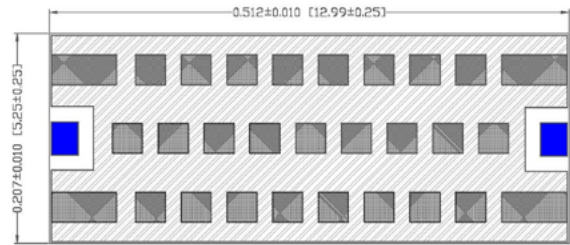
CLICK HERE TO DOWNLOAD DATA FILES

*Data files contain DXF and S2P files

DIMENSIONS – CASE SIZE F

Bottom View

inches (mm)



BP0CA1160A7**

ELECTRICAL SPECIFICATIONS

	Min (GHz)	Max (GHz)		
Pass Band	1.160		1.3	dB Fc Typ
	0.910	1.397	5.0	dB Max
	0.910	1.397	2	dB Typ
	0.943	1.340	1.5	dB Ripple
Rejection	DC	0.719	30	dB Min
	1.727	4.750	30	dB Min
	DC	0.704	40	dB Min
	1.820	4.275	40	dB Min
Dimension	Thickness		40	Mils Max
RF Power	Power		1	Watts Max

[Click here to return to main table.](#)



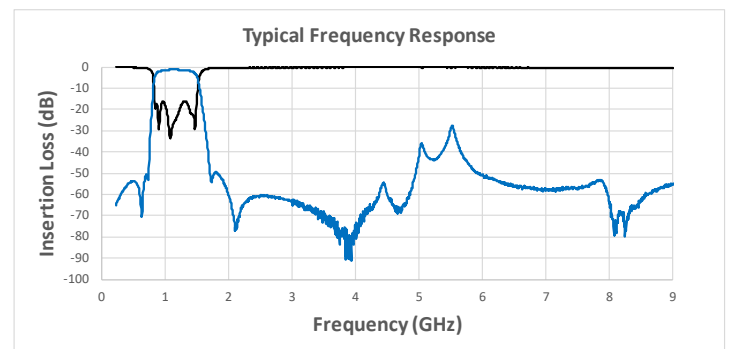
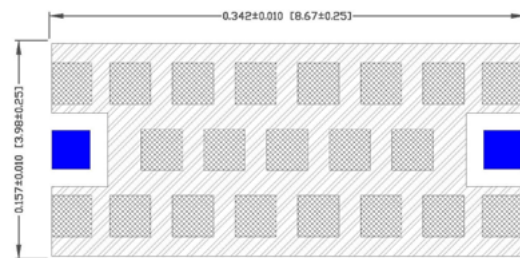
CLICK HERE TO DOWNLOAD DATA FILES

*Data files contain DXF and S2P files

DIMENSIONS – CASE SIZE C

Bottom View

inches (mm)



Multilayer Organic (MLO®) Filters

MLO® Band Pass Filters

BP0FA1190A7**

ELECTRICAL SPECIFICATIONS

	Min (GHz)	Max (GHz)		
Pass Band	1.190		1.28	dB Fc Typ
	0.990	1.440	5.0	dB Max
	0.990	1.440	1.96	dB Typ
	1.031	1.387	1.5	dB Ripple
Rejection	DC	0.760	30	dB Min
	1.740	18.000	30	dB Min
	DC	0.740	40	dB Min
	1.780	16.290	40	dB Min
Dimension	Thickness		22	Mils Max
RF Power	Power		1	Watts Max

[Click here to return to main table.](#)



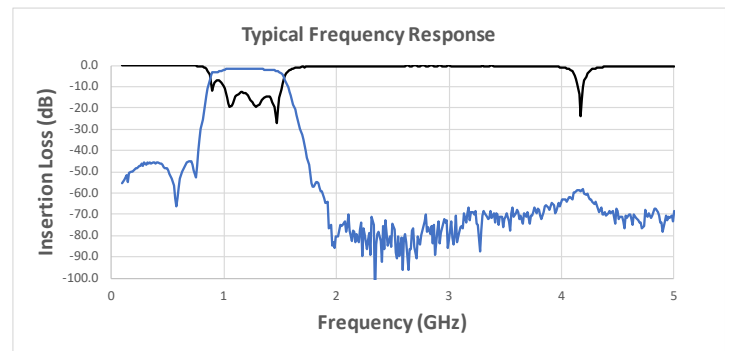
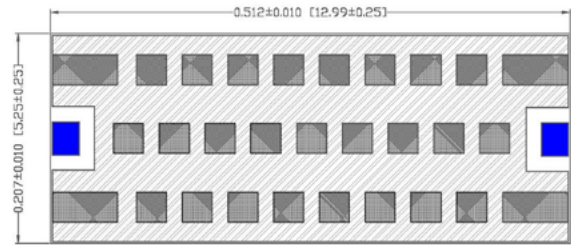
CLICK HERE TO DOWNLOAD DATA FILES

*Data files contain DXF and S2P files

DIMENSIONS – CASE SIZE F

Bottom View

inches (mm)



BP0CA1610A7**

ELECTRICAL SPECIFICATIONS

	Min (GHz)	Max (GHz)		
Pass Band	1.610		0.89	dB Fc Typ
	1.270	2.050	5.0	dB Max
	1.270	2.050	1.74	dB Typ
	1.290	2.006	1.5	dB Ripple
Rejection	DC	1.040	30	dB Min
	2.500	9.000	30	dB Min
	DC	1.020	40	dB Min
	2.570	6.260	40	dB Min
Dimension	Thickness		22	Mils Max
RF Power	Power		1	Watts Max

[Click here to return to main table.](#)



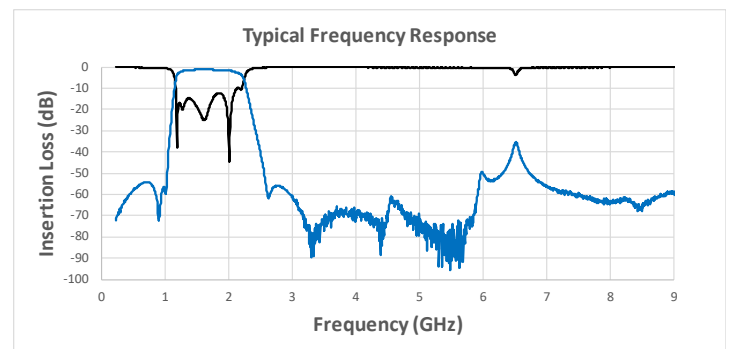
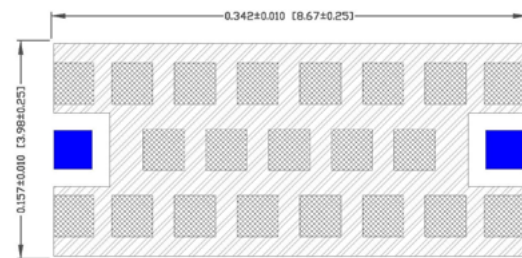
CLICK HERE TO DOWNLOAD DATA FILES

*Data files contain DXF and S2P files

DIMENSIONS – CASE SIZE C

Bottom View

inches (mm)



Multilayer Organic (MLO®) Filters

MLO® Band Pass Filters

BP0EA1950A7**

ELECTRICAL SPECIFICATIONS

	Min (GHz)	Max (GHz)		
Pass Band	1.950		0.94	dB Fc Typ
	1.440	2.640	5.0	dB Max
	1.440	2.640	1.46	dB Typ
	1.486	2.573	1.5	dB Ripple
Rejection	DC	1.190	30	dB Min
	3.140	9.000	30	dB Min
	DC	1.160	40	dB Min
	3.220	7.500	40	dB Min
Dimension	Thickness		22	Mils Max
RF Power	Power		1	Watts Max

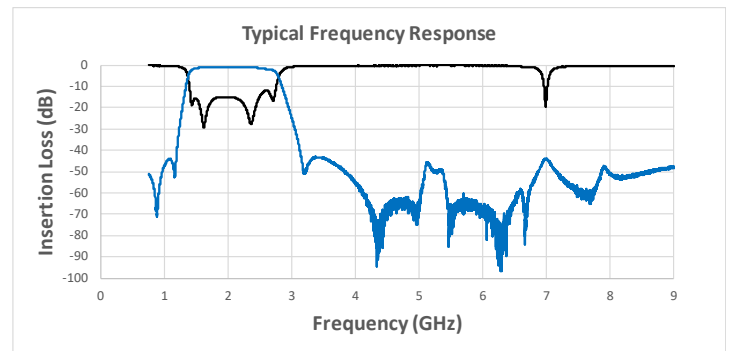
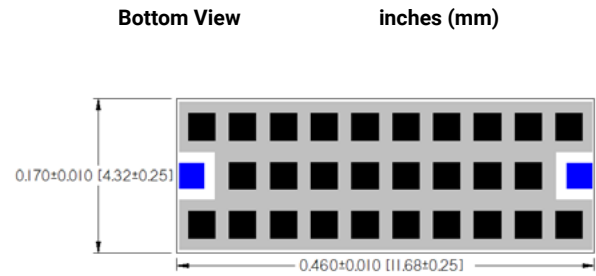
[Click here to return to main table.](#)



CLICK HERE TO DOWNLOAD DATA FILES

*Data files contain DXF and S2P files

DIMENSIONS – CASE SIZE E



BP0EA1980A7**

ELECTRICAL SPECIFICATIONS

	Min (GHz)	Max (GHz)		
Pass Band	1.980		0.98	dB Fc Typ
	1.470	2.680	5.0	dB Max
	1.470	2.680	1.43	dB Typ
	1.506	2.629	1.5	dB Ripple
Rejection	DC	1.210	30	dB Min
	3.270	9.000	30	dB Min
	DC	1.170	40	dB Min
	3.370	7.620	40	dB Min
Dimension	Thickness		22	Mils Max
RF Power	Power		1	Watts Max

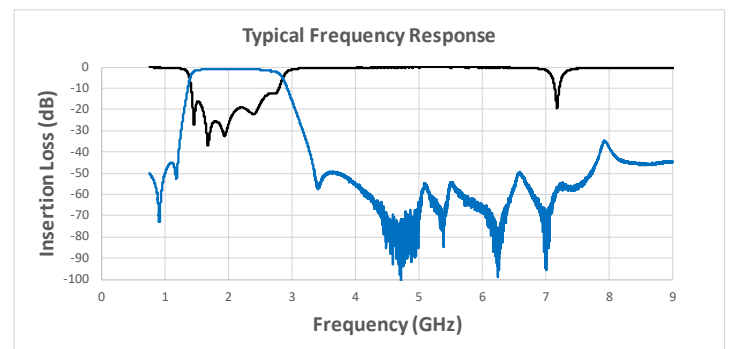
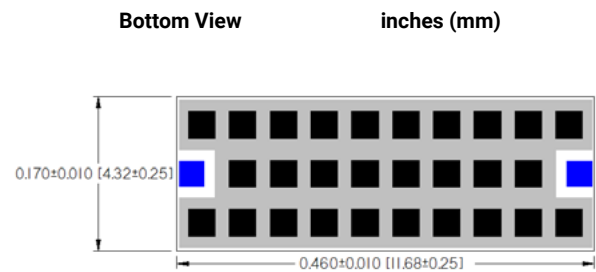
[Click here to return to main table.](#)



CLICK HERE TO DOWNLOAD DATA FILES

*Data files contain DXF and S2P files

DIMENSIONS – CASE SIZE E



Multilayer Organic (MLO®) Filters

MLO® Band Pass Filters

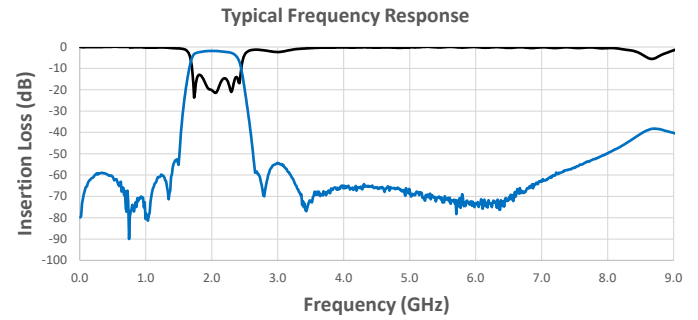
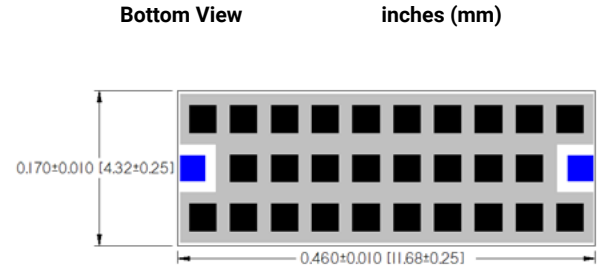
BP0EA2000A7**

ELECTRICAL SPECIFICATIONS

	Min (GHz)	Max (GHz)		
Pass Band	2.000		1.8	dB Fc Typ
	1.838	2.180	5.0	dB Max
	1.838	2.180	2.2	dB Typ
	1.878	2.121	1.5	dB Ripple
Rejection	DC	1.480	30	dB Min
	2.675	9.000	30	dB Min
	DC	1.454	40	dB Min
	2.729	8.000	40	dB Min
Dimensions	Thickness		22	Mils Max
RF Power	Power		1	Watts Max

[Click here to return to main table.](#)

DIMENSIONS – CASE SIZE E



*Data files contain DXF and S2P files

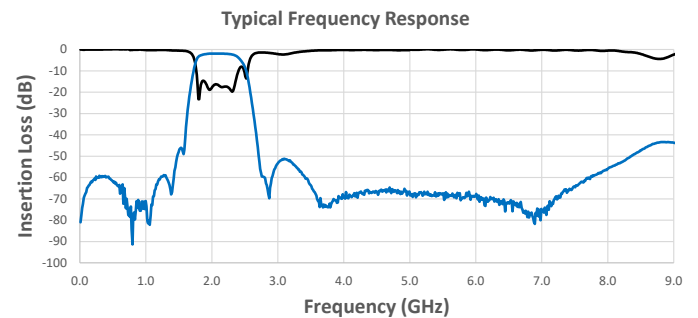

BP0EA2055A7**

ELECTRICAL SPECIFICATIONS

	Min (GHz)	Max (GHz)		
Pass Band	2.055		1.8	dB Fc Typ
	1.902	2.223	5.0	dB Max
	1.902	2.223	2.1	dB Typ
	1.944	2.180	1.5	dB Ripple
Rejection	DC	1.518	30	dB Min
	2.770	9.000	30	dB Min
	DC	1.492	40	dB Min
	2.817	8.000	40	dB Min
Dimensions	Thickness		22	Mils Max
RF Power	Power		1	Watts Max

[Click here to return to main table.](#)

DIMENSIONS – CASE SIZE E



CLICK HERE TO DOWNLOAD DATA FILES

*Data files contain DXF and S2P files

Multilayer Organic (MLO®) Filters

MLO® Band Pass Filters

BP0EA2090A7**

ELECTRICAL SPECIFICATIONS

	Min (GHz)	Max (GHz)		
Pass Band	2.090		1.08	dB Fc Typ
	1.540	2.840	5.0	dB Max
	1.540	2.840	1.33	dB Typ
	1.580	2.759	1.5	dB Ripple
Rejection	DC	1.280	30	dB Min
	3.400	9.000	30	dB Min
	DC	1.230	40	dB Min
	3.600	7.920	40	dB Min
Dimension	Thickness		22	Mils Max
RF Power	Power		1	Watts Max

[Click here to return to main table.](#)

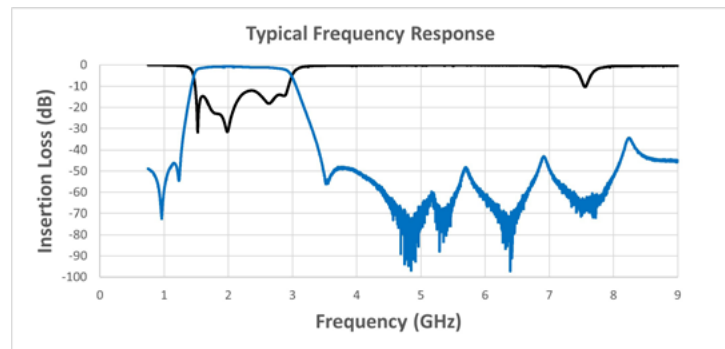
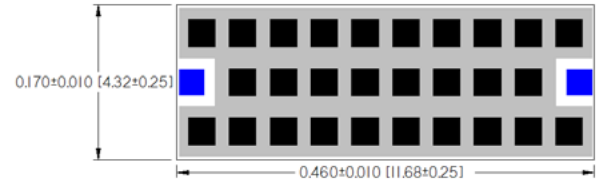
CLICK HERE TO DOWNLOAD DATA FILES

*Data files contain DXF and S2P files

DIMENSIONS – CASE SIZE E

Bottom View

inches (mm)



BP0EA2135A7**

ELECTRICAL SPECIFICATIONS

	Min (GHz)	Max (GHz)		
Pass Band	2.135		1.8	dB Fc Typ
	1.961	2.325	5.0	dB Max
	1.961	2.325	2.2	dB Typ
	2.002	2.266	1.5	dB Ripple
Rejection	DC	1.561	30	dB Min
	2.841	9.000	30	dB Min
	DC	1.529	40	dB Min
	2.882	8.000	40	dB Min
Dimensions	Thickness		22	Mils Max
RF Power	Power		1	Watts Max

[Click here to return to main table.](#)

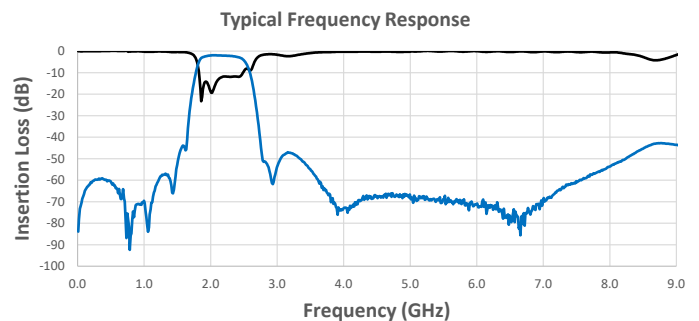
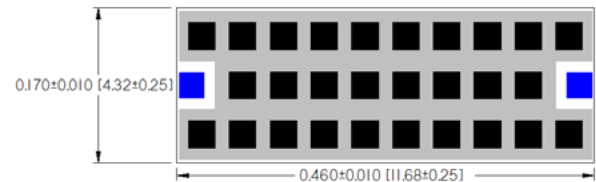
CLICK HERE TO DOWNLOAD DATA FILES

*Data files contain DXF and S2P files

DIMENSIONS – CASE SIZE E

Bottom View

inches (mm)



Multilayer Organic (MLO®) Filters

MLO® Band Pass Filters



BP0BA2150A7**

ELECTRICAL SPECIFICATIONS

	Min (GHz)	Max (GHz)		
Pass Band	2.150		1.4	dB Fc Typ
	1.750	2.579	5.0	dB Max
	1.750	2.579	1.8	dB Typ
	1.768	2.548	1.5	dB Ripple
Rejection	DC	1.344	30	dB Min
	3.305	9.000	30	dB Min
Dimensions	Thickness		40	Mils Max
RF Power	Power		1	Watts Max

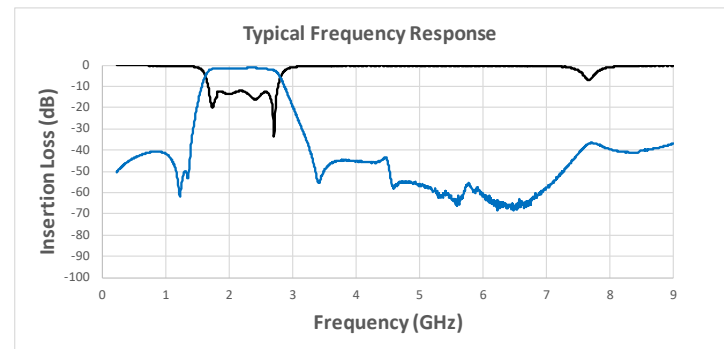
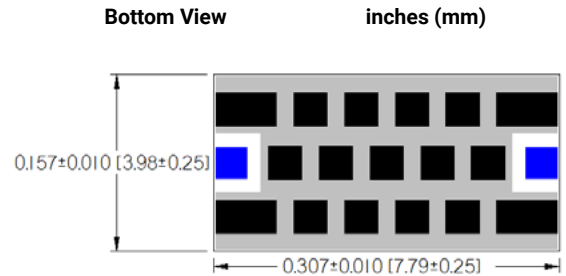
Click here to return to main table.



CLICK HERE TO DOWNLOAD DATA FILES

*Data files contain DXF and S2P files

DIMENSIONS – CASE SIZE B



BP0BA2260A7**

ELECTRICAL SPECIFICATIONS

	Min (GHz)	Max (GHz)		
Pass Band	2.260		1.3	dB Fc Typ
	1.820	2.673	5.0	dB Max
	1.820	2.673	1.9	dB Typ
	1.838	2.642	1.5	dB Ripple
Rejection	DC	1.397	30	dB Min
	3.444	9.000	30	dB Min
Dimension	Thickness		40	Mils Max
RF Power	Power		1	Watts Max

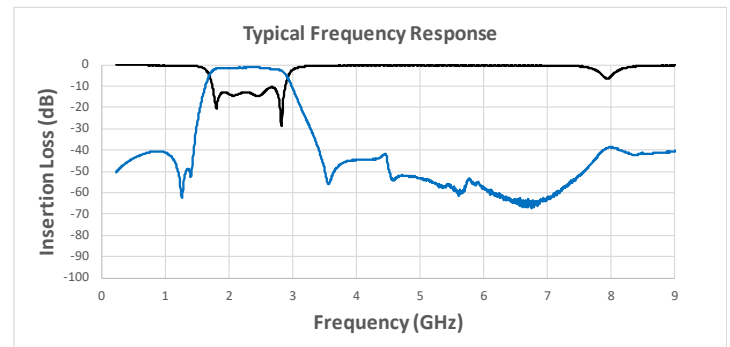
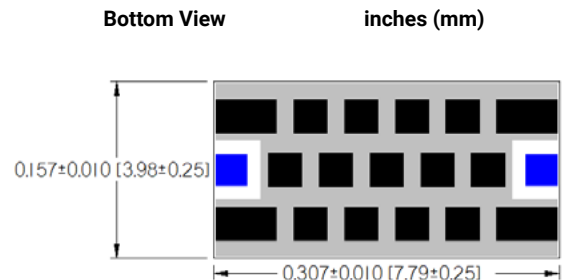
Click here to return to main table.



CLICK HERE TO DOWNLOAD DATA FILES

*Data files contain DXF and S2P files

DIMENSIONS – CASE SIZE B



Multilayer Organic (MLO®) Filters

MLO® Band Pass Filters

BP0BA2290A7**

ELECTRICAL SPECIFICATIONS

	Min (GHz)	Max (GHz)		
Pass Band	2.290		1.2	dB Fc Typ
	1.866	2.715	5.0	dB Max
	1.866	2.715	1.8	dB Typ
	1.884	2.751	1.5	dB Ripple
Rejection	DC	1.433	30	dB Min
	3.548	9.000	30	dB Min
Dimension	Thickness		40	Mils Max
RF Power	Power		1	Watts Max

[Click here to return to main table.](#)



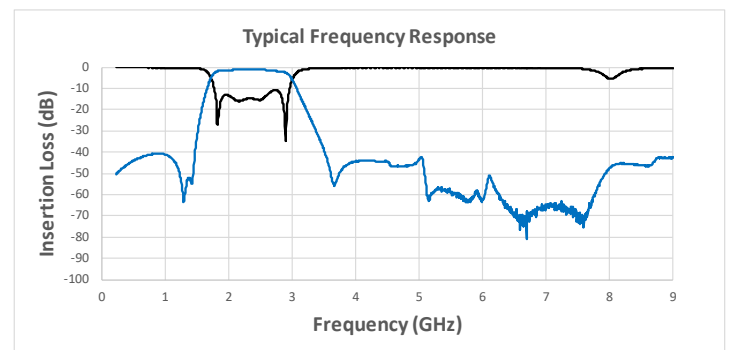
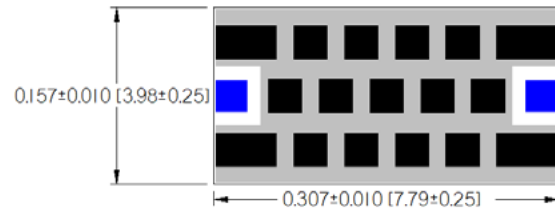
CLICK HERE TO DOWNLOAD DATA FILES

*Data files contain DXF and S2P files

DIMENSIONS – CASE SIZE B

Bottom View

inches (mm)



BP0EA2423A7**

ELECTRICAL SPECIFICATIONS

	Min (GHz)	Max (GHz)		
Pass Band	2.423		1.6	dB Fc Typ
	2.138	2.746	5.0	dB Max
	2.138	2.746	2.3	dB Typ
	2.168	2.646	1.5	dB Ripple
Rejection	DC	1.758	30	dB Min
	3.290	9.000	30	dB Min
	DC	1.732	40	dB Min
Dimensions	Thickness		22	Mils Max
	Power		1	Watts Max

[Click here to return to main table.](#)



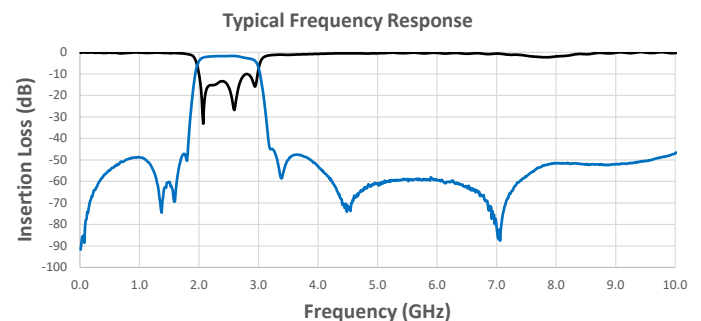

CLICK HERE TO DOWNLOAD DATA FILES

*Data files contain DXF and S2P files

DIMENSIONS – CASE SIZE E

Bottom View

inches (mm)



Multilayer Organic (MLO®) Filters

MLO® Band Pass Filters

BP0EA2500A7**

ELECTRICAL SPECIFICATIONS

	Min (GHz)	Max (GHz)		
Pass Band	2.500		1.36	dB Fc Typ
	2.020	3.210	5.0	dB Max
	2.020	3.210	2.38	dB Typ
	2.084	3.003	1.5	dB Ripple
Rejection	DC	1.690	30	dB Min
	3.710	9.000	30	dB Min
	DC	1.640	40	dB Min
	3.800	7.500	40	dB Min
Dimension	Thickness		22	Mils Max
RF Power	Power		1	Watts Max

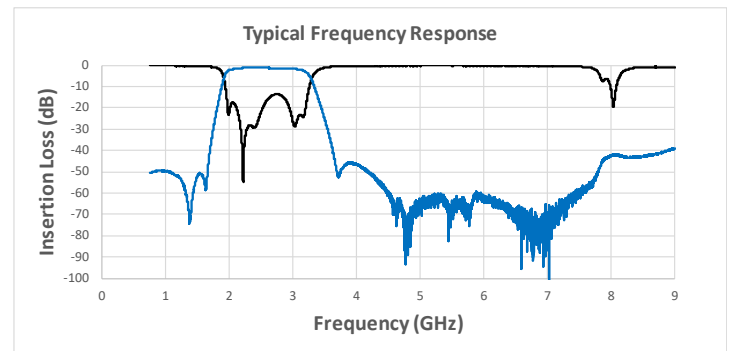
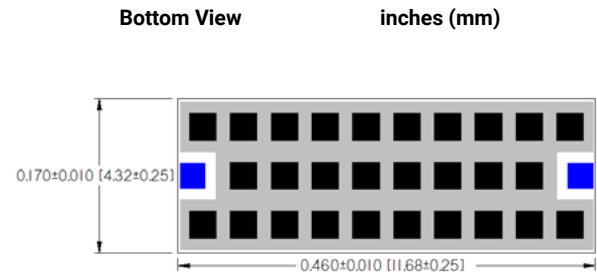
[Click here to return to main table.](#)



CLICK HERE TO DOWNLOAD DATA FILES

*Data files contain DXF and S2P files

DIMENSIONS – CASE SIZE E



BP0EA2510A7**

ELECTRICAL SPECIFICATIONS

	Min (GHz)	Max (GHz)		
Pass Band	2.510		1.6	dB Fc Typ
	2.209	2.832	5.0	dB Max
	2.209	2.832	2.1	dB Typ
	2.245	2.774	1.5	dB Ripple
Rejection	DC	1.822	30	dB Min
	3.366	9.000	30	dB Min
	DC	1.796	40	dB Min
	3.402	9.000	40	dB Min
Dimensions	Thickness		22	Mils Max
RF Power	Power		1	Watts Max

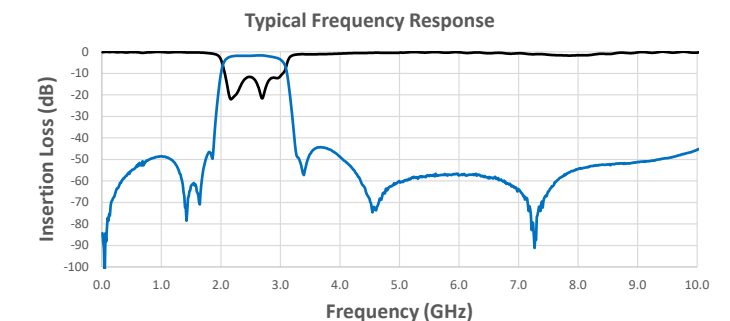
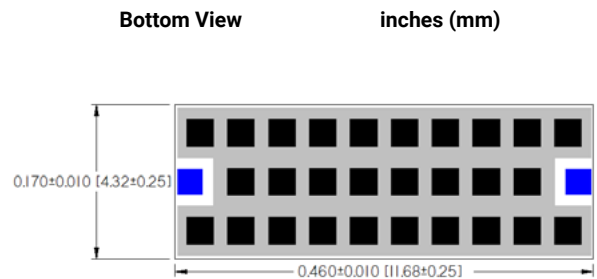
[Click here to return to main table.](#)



CLICK HERE TO DOWNLOAD DATA FILES

*Data files contain DXF and S2P files

DIMENSIONS – CASE SIZE E



Multilayer Organic (MLO®) Filters

MLO® Band Pass Filters

BP0EA2540A7**

ELECTRICAL SPECIFICATIONS

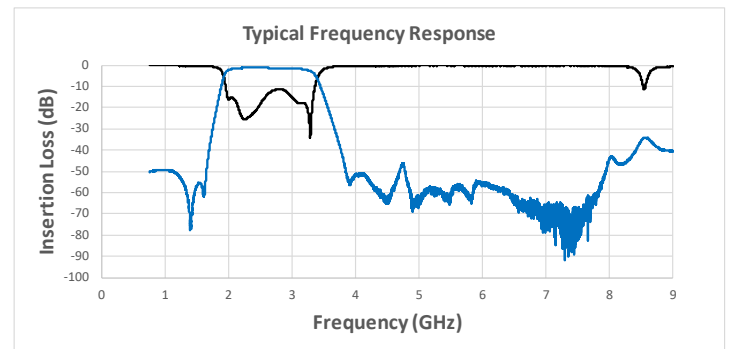

	Min (GHz)	Max (GHz)		
Pass Band	2.540		1.11	dB Fc Typ
	2.020	3.210	5.0	dB Max
	2.020	3.210	1.88	dB Typ
	2.077	3.161	1.5	dB Ripple
Rejection	DC	1.700	30	dB Min
	3.800	8.300	30	dB Min
	DC	1.640	40	dB Min
	3.900	7.800	40	dB Min
Dimension	Thickness		22	Mils Max
RF Power	Power		1	Watts Max

[Click here to return to main table.](#)

CLICK HERE TO DOWNLOAD DATA FILES

*Data files contain DXF and S2P files

DIMENSIONS – CASE SIZE E



BP0EA2568A7**

ELECTRICAL SPECIFICATIONS

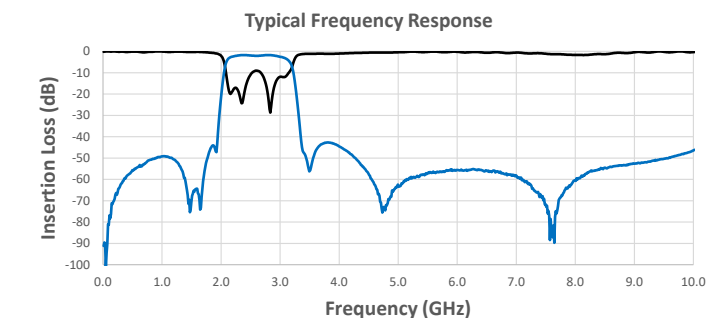

	Min (GHz)	Max (GHz)		
Pass Band	2.568		1.9	dB Fc Typ
	2.256	2.923	5.0	dB Max
	2.256	2.923	2.1	dB Typ
	2.286	2.864	1.5	dB Ripple
Rejection	DC	1.871	30	dB Min
	3.485	10.000	30	dB Min
	DC	1.844	40	dB Min
	3.521	9.000	40	dB Min
Dimensions	Thickness		22	Mils Max
RF Power	Power		1	Watts Max

[Click here to return to main table.](#)

CLICK HERE TO DOWNLOAD DATA FILES

*Data files contain DXF and S2P files

DIMENSIONS – CASE SIZE E



Multilayer Organic (MLO®) Filters

MLO® Band Pass Filters

BP0EA2620A7**

ELECTRICAL SPECIFICATIONS

	Min (GHz)	Max (GHz)		
Pass Band	2.620		1.55	dB Fc Typ
	2.090	3.280	5.0	dB Max
	2.090	3.280	2.21	dB Typ
	2.141	3.169	1.5	dB Ripple
Rejection	DC	1.740	30	dB Min
	3.910	7.800	30	dB Min
	DC	1.680	40	dB Min
	3.960	7.700	40	dB Min
Dimension	Thickness		22	Mils Max
RF Power	Power		1	Watts Max

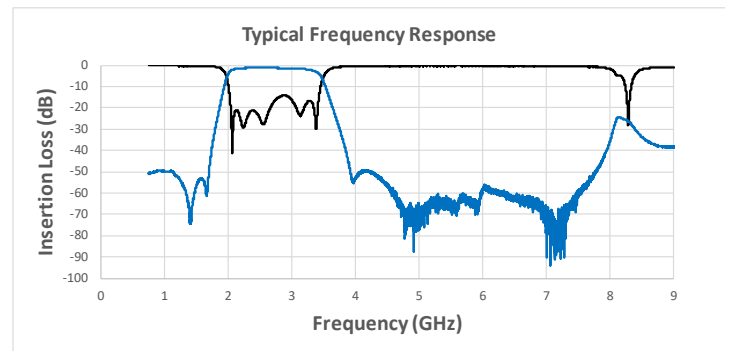
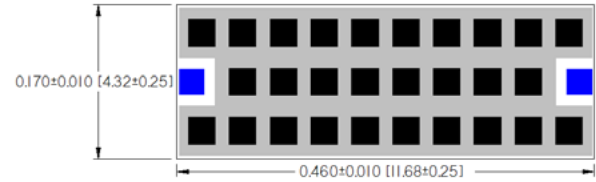
[Click here to return to main table.](#)

CLICK HERE TO DOWNLOAD DATA FILES

*Data files contain DXF and S2P files

DIMENSIONS – CASE SIZE E

Bottom View inches (mm)



BP0EA3060A7**

ELECTRICAL SPECIFICATIONS

	Min (GHz)	Max (GHz)		
Pass Band	3.060		1.6	dB Fc Typ
	2.741	3.420	5.0	dB Max
	2.741	3.420	2.1	dB Typ
	2.783	3.340	1.5	dB Ripple
Rejection	DC	2.261	30	dB Min
	4.099	11.000	30	dB Min
	DC	2.223	40	dB Min
	4.140	10.200	40	dB Min
Dimensions	Thickness		22	Mils Max
RF Power	Power		1	Watts Max

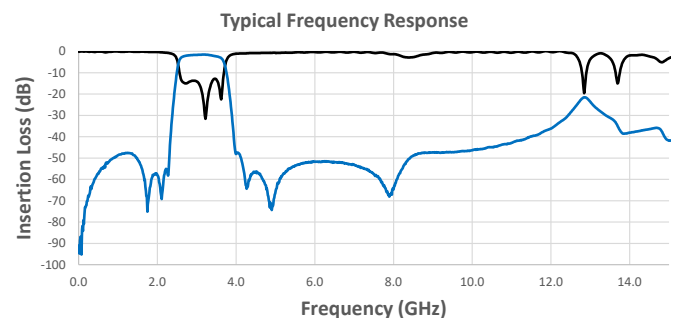
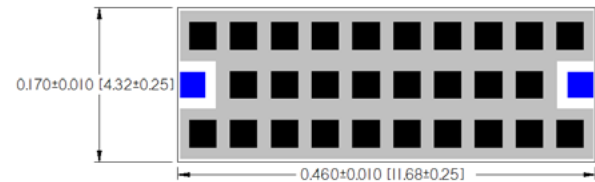
[Click here to return to main table.](#)

CLICK HERE TO DOWNLOAD DATA FILES

*Data files contain DXF and S2P files

DIMENSIONS – CASE SIZE E

Bottom View inches (mm)



Multilayer Organic (MLO®) Filters

MLO® Band Pass Filters

BP0EA3123A7**

ELECTRICAL SPECIFICATIONS

	Min (GHz)	Max (GHz)		
Pass Band	3.123		1.5	dB Fc Typ
	2.799	3.485	5.0	dB Max
	2.799	3.485	2.2	dB Typ
	2.847	3.430	1.5	dB Ripple
Rejection	DC	2.319	30	dB Min
	4.153	12.000	30	dB Min
	DC	2.288	40	dB Min
	4.200	9.000	40	dB Min
Dimensions	Thickness		22	Mils Max
RF Power	Power		1	Watts Max

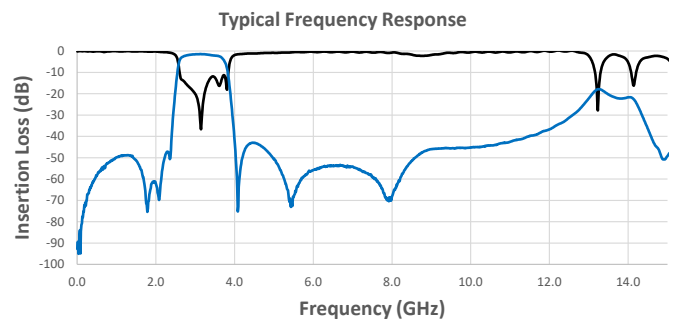
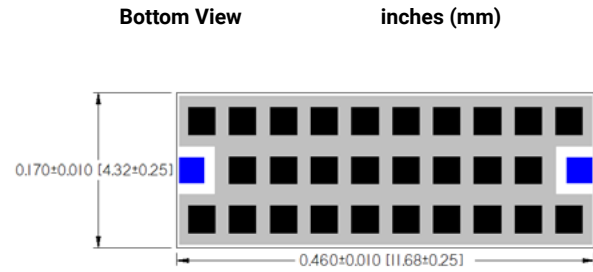
[Click here to return to main table.](#)



CLICK HERE TO DOWNLOAD DATA FILES

*Data files contain DXF and S2P files

DIMENSIONS – CASE SIZE E



BP0EA3180A7**

ELECTRICAL SPECIFICATIONS

	Min (GHz)	Max (GHz)		
Pass Band	3.180		0.84	dB Fc Typ
	2.450	4.140	5.0	dB Max
	2.450	4.140	1.67	dB Typ
	2.505	4.016	1.5	dB Ripple
Rejection	DC	1.810	30	dB Min
	5.250	18.430	30	dB Min
	DC	1.750	40	dB Min
	5.460	15.500	40	dB Min
Dimension	Thickness		22	Mils Max
RF Power	Power		1	Watts Max

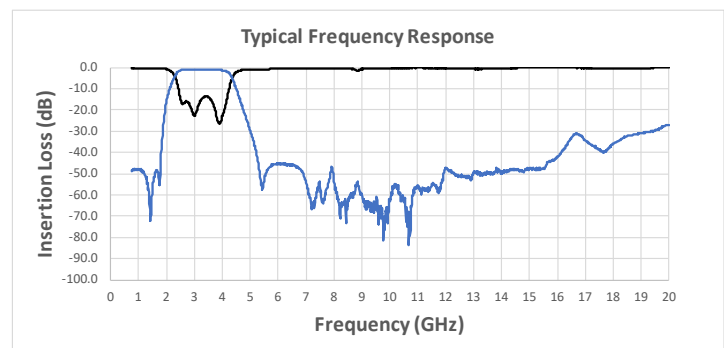

[Click here to return to main table.](#)



CLICK HERE TO DOWNLOAD DATA FILES

*Data files contain DXF and S2P files

DIMENSIONS – CASE SIZE E



Multilayer Organic (MLO®) Filters

MLO® Band Pass Filters

BP0BA3270A7**

ELECTRICAL SPECIFICATIONS

	Min (GHz)	Max (GHz)		
Pass Band	3.270		2.2	dB Fc Typ
	3.156	3.381	5.0	dB Max
	3.156	3.381	2.3	dB Typ
	3.242	3.314	1.5	dB Ripple
Rejection	DC	2.334	30	dB Min
	4.337	9.000	30	dB Min
	DC	2.219	40	dB Min
Dimension	Thickness		22	Mils Max
	RF Power		Power	1

[Click here to return to main table.](#)



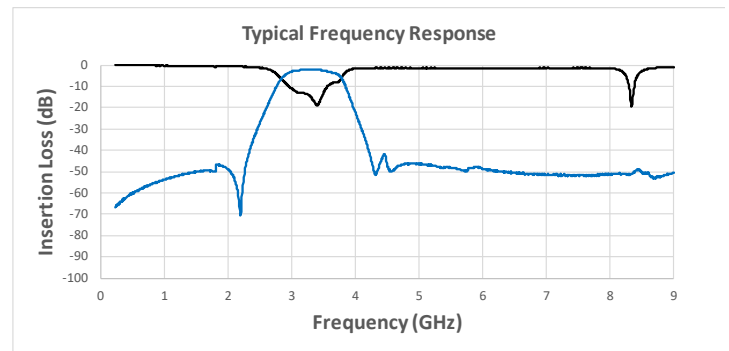
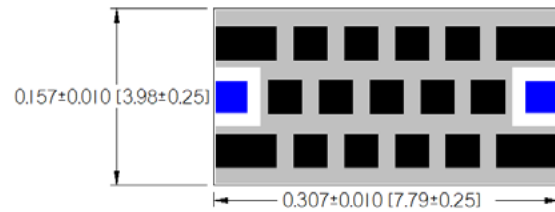
CLICK HERE TO DOWNLOAD DATA FILES

*Data files contain DXF and S2P files

DIMENSIONS – CASE SIZE B

Bottom View

inches (mm)



BP0BA3280A7**

ELECTRICAL SPECIFICATIONS

	Min (GHz)	Max (GHz)		
Pass Band	3.280		2.2	dB Fc Typ
	3.150	3.412	5.0	dB Max
	3.150	3.412	2.2	dB Typ
	3.225	3.340	1.5	dB Ripple
Rejection	DC	2.361	30	dB Min
	4.376	9.000	30	dB Min
	DC	2.246	40	dB Min
Dimension	Thickness		22	Mils Max
	RF Power		Power	1

[Click here to return to main table.](#)



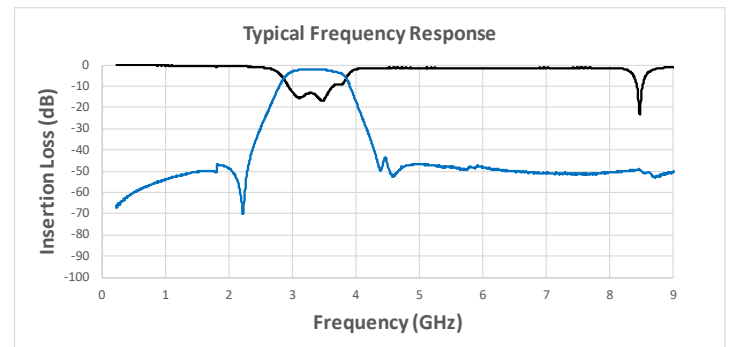
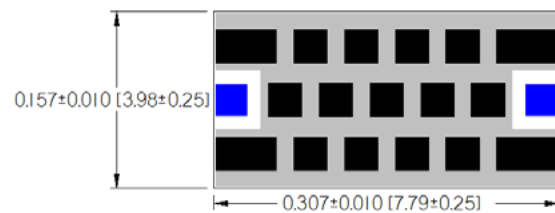
CLICK HERE TO DOWNLOAD DATA FILES

*Data files contain DXF and S2P files

DIMENSIONS – CASE SIZE B

Bottom View

inches (mm)



Multilayer Organic (MLO®) Filters

MLO® Band Pass Filters

BP0EA3284A7**

ELECTRICAL SPECIFICATIONS

	Min (GHz)	Max (GHz)		
Pass Band	3.284		1.5	dB Fc Typ
	2.972	3.629	5.0	dB Max
	2.972	3.629	2.1	dB Typ
	3.019	3.586	1.5	dB Ripple
Rejection	DC	2.447	30	dB Min
	4.324	11.500	30	dB Min
	DC	2.292	40	dB Min
Dimensions	Thickness		22	Mils Max
	RF Power		1	Watts Max

[Click here to return to main table.](#)



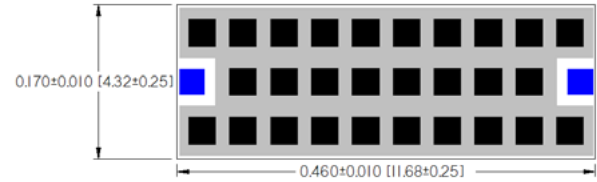
CLICK HERE TO DOWNLOAD DATA FILES

*Data files contain DXF and S2P files

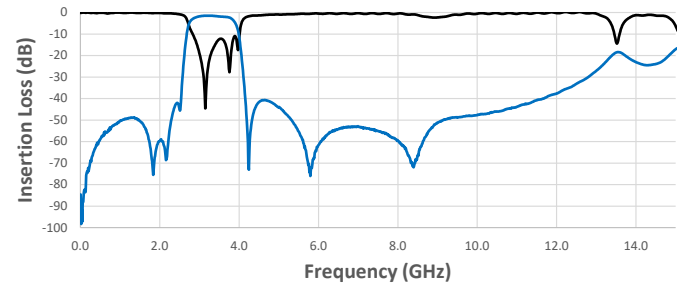
DIMENSIONS – CASE SIZE E

Bottom View

inches (mm)



Typical Frequency Response



BP0EA3310A7**

ELECTRICAL SPECIFICATIONS

	Min (GHz)	Max (GHz)		
Pass Band	3.310		0.97	dB Fc Typ
	2.620	4.190	5.0	dB Max
	2.620	4.190	1.85	dB Typ
	2.695	4.107	1.5	dB Ripple
Rejection	DC	1.910	30	dB Min
	5.220	19.050	30	dB Min
	DC	1.860	40	dB Min
Dimension	Thickness		22	Mils Max
RF Power	Power		1	Watts Max

[Click here to return to main table.](#)



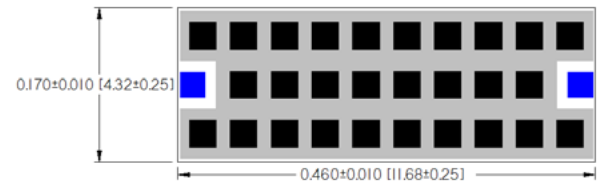
CLICK HERE TO DOWNLOAD DATA FILES

*Data files contain DXF and S2P files

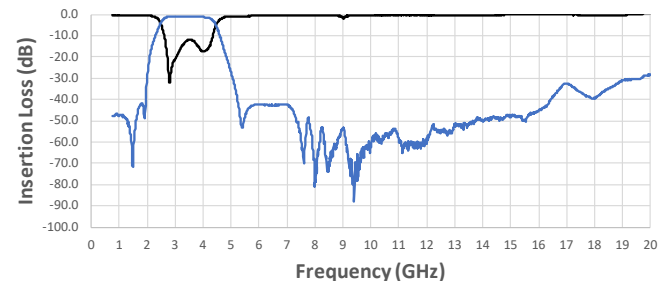
DIMENSIONS – CASE SIZE E

Bottom View

inches (mm)



Typical Frequency Response



Multilayer Organic (MLO®) Filters

MLO® Band Pass Filters

BP0BA3350A7**

ELECTRICAL SPECIFICATIONS

	Min (GHz)	Max (GHz)		
Pass Band	3.350		2.3	dB Fc Typ
	3.208	3.506	5.0	dB Max
	3.208	3.506	2.3	dB Typ
	3.282	3.429	1.5	dB Ripple
Rejection	DC	2.386	30	dB Min
	4.480	9.000	30	dB Min
	DC	2.267	40	dB Min
	4.580	9.000	40	dB Min
Dimension	Thickness		22	Mils Max
RF Power	Power		1	Watts Max

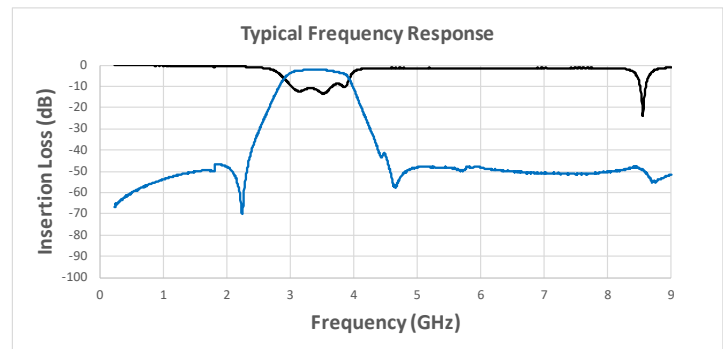

[Click here to return to main table.](#)



CLICK HERE TO DOWNLOAD DATA FILES

*Data files contain DXF and S2P files

DIMENSIONS – CASE SIZE B



BP0EA3430A7**

ELECTRICAL SPECIFICATIONS

	Min (GHz)	Max (GHz)		
Pass Band	3.430		0.83	dB Fc Typ
	2.640	4.460	5.0	dB Max
	2.640	4.460	1.8	dB Typ
	2.683	4.370	1.5	dB Ripple
Rejection	DC	1.950	30	dB Min
	5.590	20.000	30	dB Min
	DC	1.890	40	dB Min
	5.830	16.000	40	dB Min
Dimension	Thickness		22	Mils Max
RF Power	Power		1	Watts Max

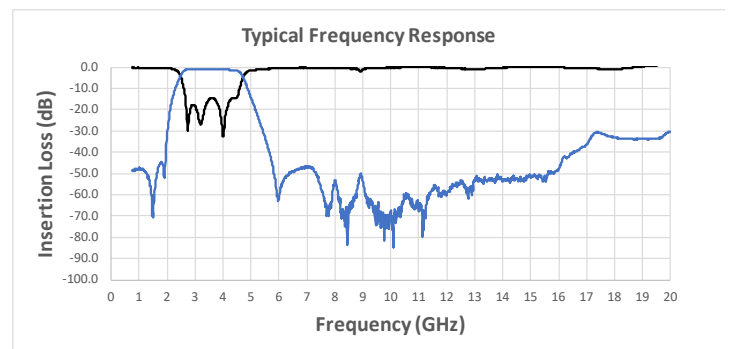
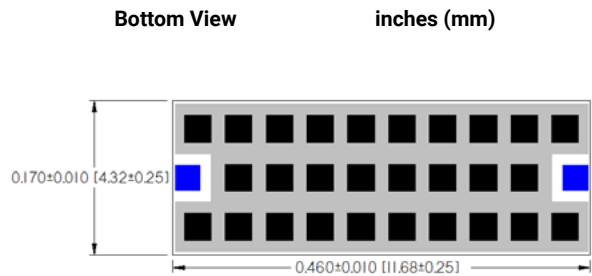
[Click here to return to main table.](#)



CLICK HERE TO DOWNLOAD DATA FILES

*Data files contain DXF and S2P files

DIMENSIONS – CASE SIZE E



Multilayer Organic (MLO®) Filters

MLO® Band Pass Filters

BP0AA3580A7**

ELECTRICAL SPECIFICATIONS

	Min (GHz)	Max (GHz)		
Pass Band	3.580		1.2	dB Fc Typ
	2.943	4.351	5.0	dB Max
	2.943	4.351	1.6	dB Typ
	2.972	4.304	1.5	dB Ripple
Rejection	DC	2.068	30	dB Min
	5.292	9.000	30	dB Min
	6.300	9.000	40	dB Min
Dimension	Thickness		22	Mils Max
RF Power	Power		1	Watts Max

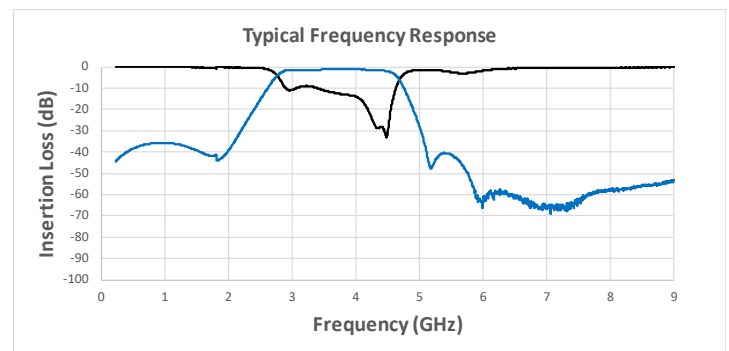
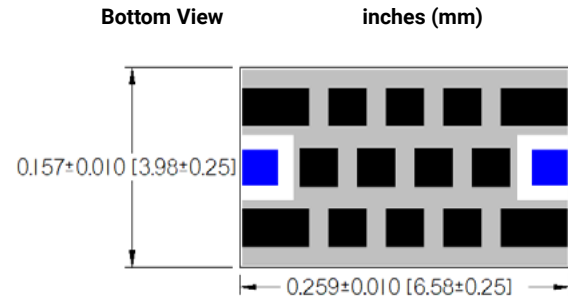
[Click here to return to main table.](#)



CLICK HERE TO DOWNLOAD DATA FILES

*Data files contain DXF and S2P files

DIMENSIONS – CASE SIZE A



BP0EA3597A7**

ELECTRICAL SPECIFICATIONS

	Min (GHz)	Max (GHz)		
Pass Band	3.597		1.9	dB Fc Typ
	3.237	3.998	5.0	dB Max
	3.237	3.998	2.4	dB Typ
	3.325	3.923	1.5	dB Ripple
Rejection	DC	2.621	30	dB Min
	4.896	10.000	30	dB Min
	DC	2.538	40	dB Min
Dimensions	Thickness		22	Mils Max
RF Power	Power		1	Watts Max

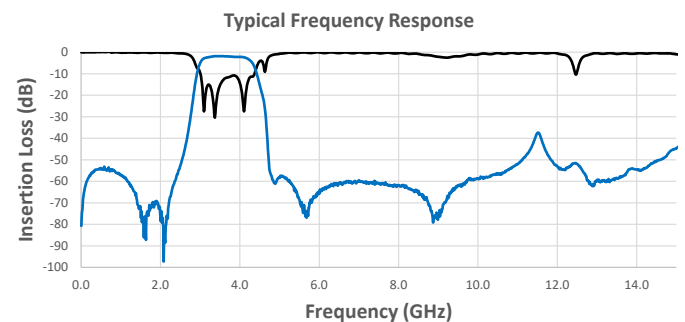
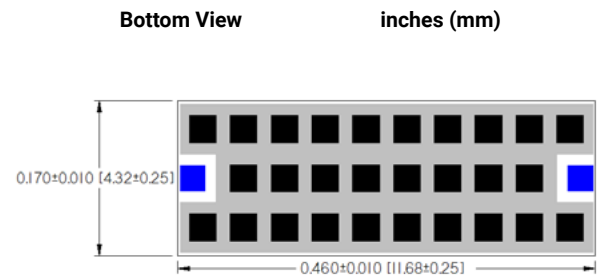
[Click here to return to main table.](#)



CLICK HERE TO DOWNLOAD DATA FILES

*Data files contain DXF and S2P files

DIMENSIONS – CASE SIZE E



Multilayer Organic (MLO®) Filters

MLO® Band Pass Filters

BP0BA3630A7**

ELECTRICAL SPECIFICATIONS

	Min (GHz)	Max (GHz)		
Pass Band	3.630		2.1	dB Fc Typ
	3.438	3.829	5.0	dB Max
	3.438	3.829	2.2	dB Typ
	3.513	3.746	1.5	dB Ripple
Rejection	DC	2.594	30	dB Min
	4.884	9.000	30	dB Min
	DC	2.460	40	dB Min
5.039	9.000	40	dB Min	
Dimension	Thickness		22	Mils Max
RF Power	Power		1	Watts Max

[Click here to return to main table.](#)



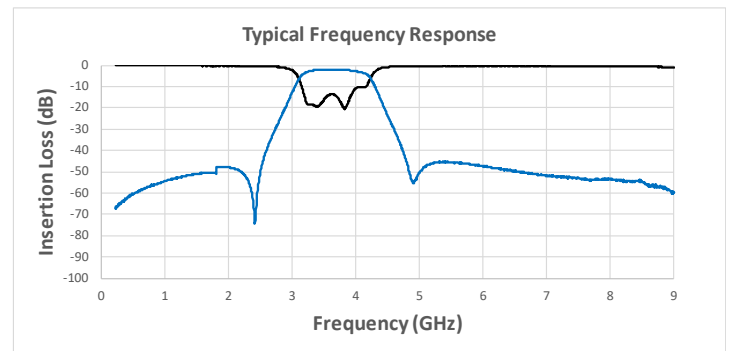
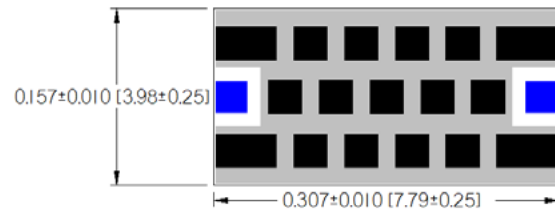
CLICK HERE TO DOWNLOAD DATA FILES

*Data files contain DXF and S2P files

DIMENSIONS – CASE SIZE B

Bottom View

inches (mm)



BP0AA3700A7**

ELECTRICAL SPECIFICATIONS

	Min (GHz)	Max (GHz)		
Pass Band	3.700		1.1	dB Fc Typ
	3.020	4.533	5.0	dB Max
	3.020	4.533	1.8	dB Typ
	3.046	4.481	1.5	dB Ripple
Rejection	DC	2.152	30	dB Min
	5.500	9.000	30	dB Min
	6.300	9.000	40	dB Min
Dimension	Thickness		22	Mils Max
RF Power	Power		2	Watts Max

[Click here to return to main table.](#)



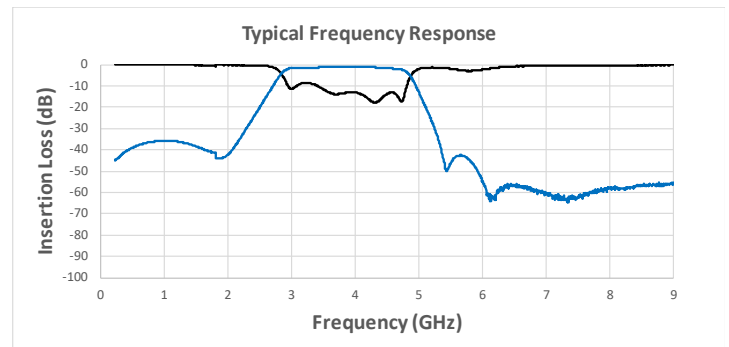
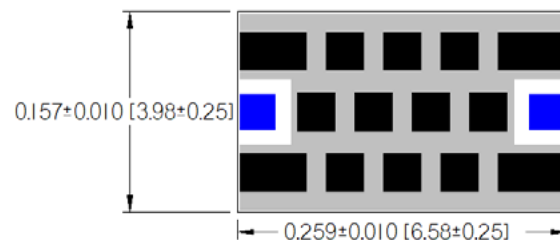
CLICK HERE TO DOWNLOAD DATA FILES

*Data files contain DXF and S2P files

DIMENSIONS – CASE SIZE A

Bottom View

inches (mm)



Multilayer Organic (MLO®) Filters

MLO® Band Pass Filters

BP0EA3720A7**

ELECTRICAL SPECIFICATIONS

	Min (GHz)	Max (GHz)		
Pass Band	3.720		2	dB Fc Typ
	3.319	4.169	5.0	dB Max
	3.319	4.169	2.5	dB Typ
	3.408	3.981	1.5	dB Ripple
Rejection	DC	2.661	30	dB Min
	5.051	12.500	30	dB Min
	DC	2.575	40	dB Min
Dimensions	Thickness		22	Mils Max
	RF Power		1	Watts Max

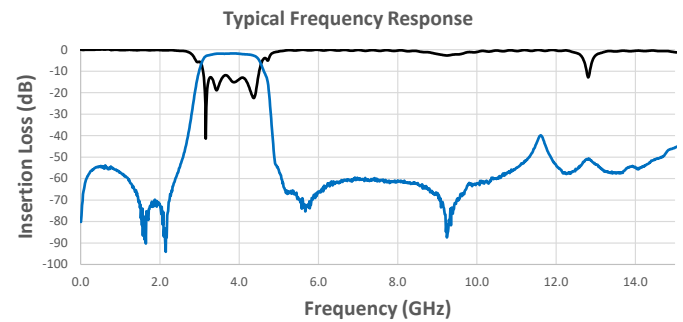
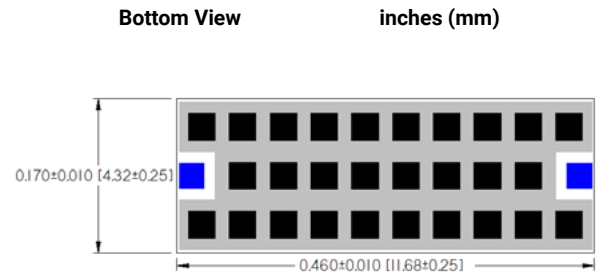
[Click here to return to main table.](#)



CLICK HERE TO DOWNLOAD DATA FILES

*Data files contain DXF and S2P files

DIMENSIONS – CASE SIZE E



BP0BA3750A7**

ELECTRICAL SPECIFICATIONS

	Min (GHz)	Max (GHz)		
Pass Band	3.750		2.0	dB Fc Typ
	3.588	3.918	5.0	dB Max
	3.588	3.918	2.1	dB Typ
	3.657	3.835	1.5	dB Ripple
Rejection	DC	2.694	30	dB Min
	5.097	9.000	30	dB Min
	DC	2.558	40	dB Min
Dimension	Thickness		22	Mils Max
RF Power	Power		2	Watts Max

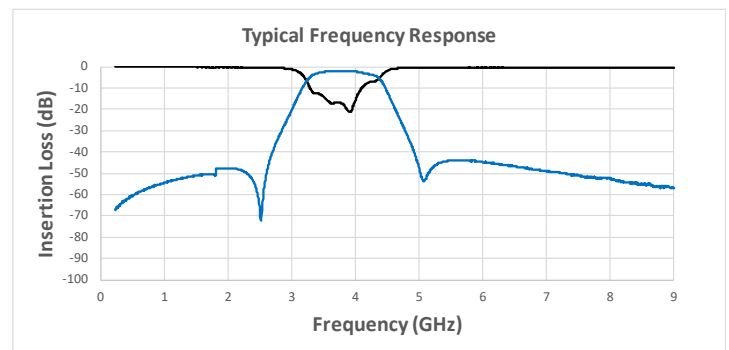
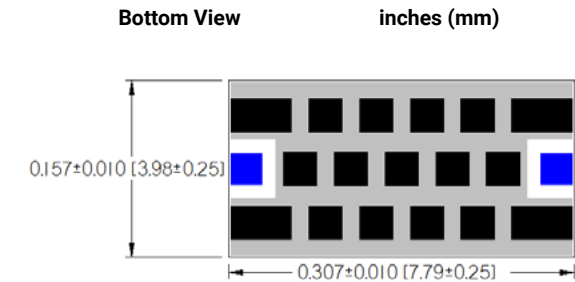
[Click here to return to main table.](#)



CLICK HERE TO DOWNLOAD DATA FILES

*Data files contain DXF and S2P files

DIMENSIONS – CASE SIZE B



Multilayer Organic (MLO®) Filters

MLO® Band Pass Filters

BP0AA3790A7**

ELECTRICAL SPECIFICATIONS

	Min (GHz)	Max (GHz)		
Pass Band	3.790		1.0	dB Fc Typ
	3.150	4.646	5.0	dB Max
	3.150	4.646	2.1	dB Typ
	3.200	4.589	1.5	dB Ripple
Rejection	DC	2.199	30	dB Min
	5.661	9.000	30	dB Min
	6.060	9.000	40	dB Min
Dimension	Thickness		22	Mils Max
RF Power	Power		2	Watts Max

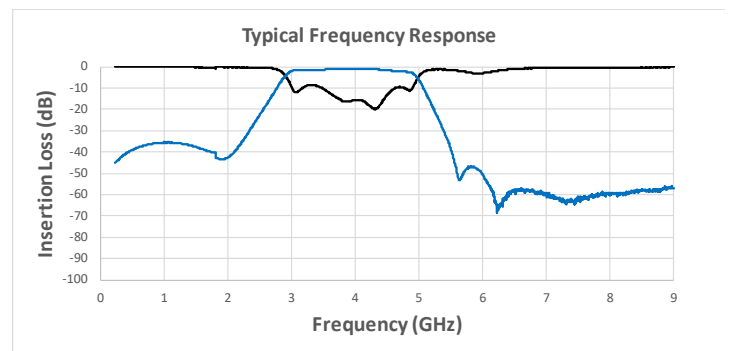

[Click here to return to main table.](#)



CLICK HERE TO DOWNLOAD DATA FILES

*Data files contain DXF and S2P files

DIMENSIONS – CASE SIZE A



BP0EA3827A7**

ELECTRICAL SPECIFICATIONS

	Min (GHz)	Max (GHz)		
Pass Band	3.827		2.1	dB Fc Typ
	3.408	4.297	5.0	dB Max
	3.408	4.297	2.4	dB Typ
	3.508	4.169	1.5	dB Ripple
Rejection	DC	2.726	30	dB Min
	5.180	14.000	30	dB Min
	DC	2.640	40	dB Min
Dimensions	Thickness		22	Mils Max
RF Power	Power		1	Watts Max

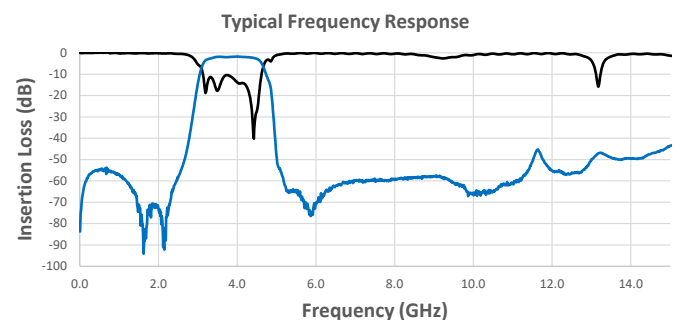

[Click here to return to main table.](#)



CLICK HERE TO DOWNLOAD DATA FILES

*Data files contain DXF and S2P files

DIMENSIONS – CASE SIZE E



Multilayer Organic (MLO®) Filters

MLO® Band Pass Filters

BP0BA3900A7**

ELECTRICAL SPECIFICATIONS

	Min (GHz)	Max (GHz)		
Pass Band	3.900		2.0	dB Fc Typ
	3.755	4.058	5.0	dB Max
	3.755	4.058	2.2	dB Typ
	3.847	3.960	1.5	dB Ripple
Rejection	DC	2.735	30	dB Min
	5.229	9.000	30	dB Min
	DC	2.600	40	dB Min
	6.000	9.000	40	dB Min
Dimension	Thickness		22	Mils Max
RF Power	Power		2	Watts Max

[Click here to return to main table.](#)



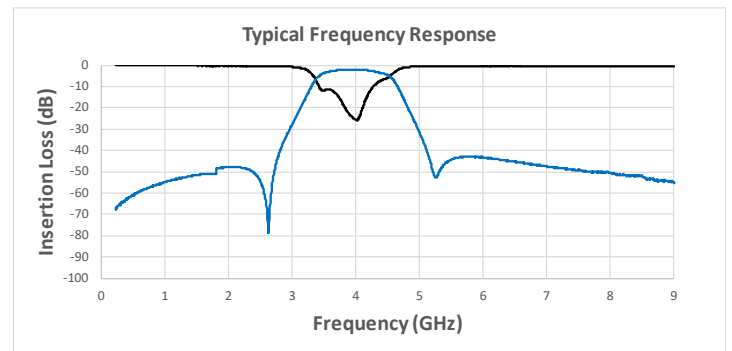
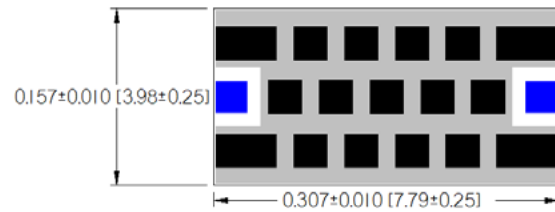
CLICK HERE TO DOWNLOAD DATA FILES

*Data files contain DXF and S2P files

DIMENSIONS – CASE SIZE B

Bottom View

inches (mm)



BP0EA4260A7**

ELECTRICAL SPECIFICATIONS

	Min (GHz)	Max (GHz)		
Pass Band	4.260		1.3	dB Fc Typ
	3.325	5.462	5.0	dB Max
	3.325	5.462	2.0	dB Typ
	3.389	5.422	1.5	dB Ripple
Rejection	DC	2.621	30	dB Min
	6.920	9.000	30	dB Min
	DC	2.261	40	dB Min
Dimension	Thickness		22	Mils Max
RF Power	Power		2	Watts Max

[Click here to return to main table.](#)



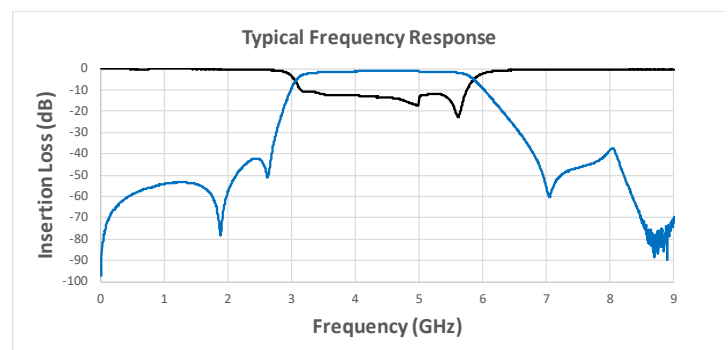

CLICK HERE TO DOWNLOAD DATA FILES

*Data files contain DXF and S2P files

DIMENSIONS – CASE SIZE E

Bottom View

inches (mm)



Multilayer Organic (MLO®) Filters

MLO® Band Pass Filters

BP0EA4363A7**

ELECTRICAL SPECIFICATIONS

	Min (GHz)	Max (GHz)		
Pass Band	4.363		1.6	dB Fc Typ
	3.863	4.927	5.0	dB Max
	3.863	4.927	2.2	dB Typ
	3.933	4.847	1.5	dB Ripple
Rejection	DC	3.121	30	dB Min
	6.019	13.000	30	dB Min
	DC	3.009	40	dB Min
	6.072	10.500	40	dB Min
Dimensions	Thickness		22	Mils Max
RF Power	Power		1	Watts Max

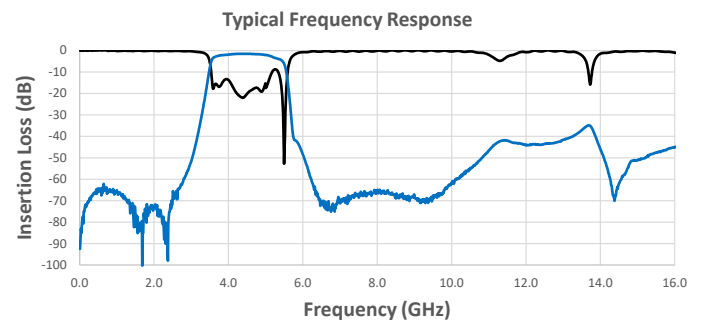

[Click here to return to main table.](#)



CLICK HERE TO DOWNLOAD DATA FILES

*Data files contain DXF and S2P files

DIMENSIONS – CASE SIZE E



BP0EA4400A7**

ELECTRICAL SPECIFICATIONS

	Min (GHz)	Max (GHz)		
Pass Band	4.400		1.1	dB Fc Typ
	3.420	5.670	5.0	dB Max
	3.420	5.670	1.8	dB Typ
	3.456	5.627	1.5	dB Ripple
Rejection	DC	2.699	30	dB Min
	7.109	9.000	30	dB Min
	DC	2.613	40	dB Min
Dimension	Thickness		22	Mils Max
RF Power	Power		2	Watts Max

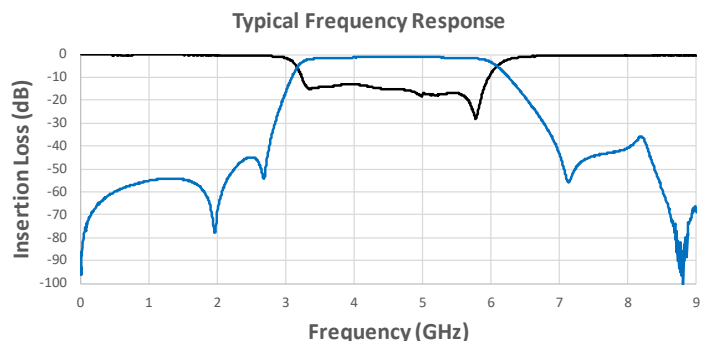

[Click here to return to main table.](#)



CLICK HERE TO DOWNLOAD DATA FILES

*Data files contain DXF and S2P files

DIMENSIONS – CASE SIZE E



Multilayer Organic (MLO®) Filters

MLO® Band Pass Filters



BPOEA4440A7**

ELECTRICAL SPECIFICATIONS

	Min (GHz)	Max (GHz)		
Pass Band	4.440		1.1	dB Fc Typ
	3.490	5.660	5.0	dB Max
	3.490	5.660	1.8	dB Typ
	3.554	5.513	1.5	dB Ripple
Rejection	DC	2.827	30	dB Min
	7.079	9.025	30	dB Min
	DC	2.736	40	dB Min
Dimension	Thickness		22	Mils Max
RF Power	Power		2	Watts Max

[Click here to return to main table.](#)

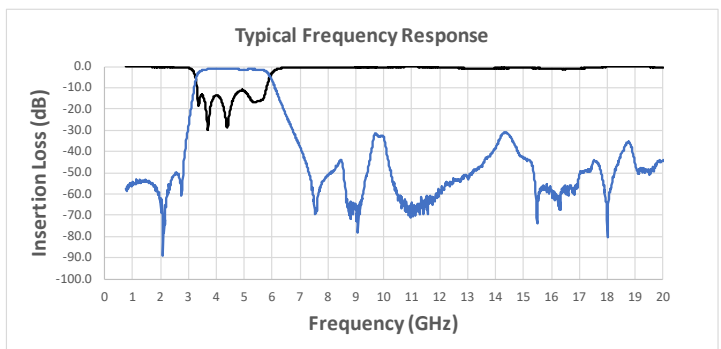
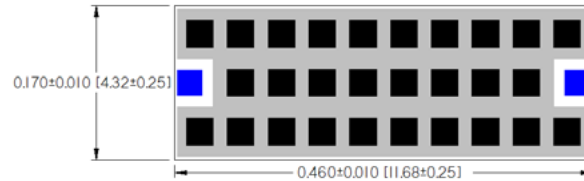
 **CLICK HERE TO DOWNLOAD DATA FILES**

*Data files contain DXF and S2P files

DIMENSIONS – CASE SIZE E

Bottom View

inches (mm)



BPOEA4550A7**

ELECTRICAL SPECIFICATIONS

	Min (GHz)	Max (GHz)		
Pass Band	4.550		1.7	dB Fc Typ
	3.922	5.160	5.0	dB Max
	3.922	5.160	2	dB Typ
	4.052	5.071	1.5	dB Ripple
Rejection	DC	3.196	30	dB Min
	6.278	15.500	30	dB Min
	DC	3.196	40	dB Min
Dimensions	Thickness		22	Mils Max
RF Power	Power		1	Watts Max

[Click here to return to main table.](#)

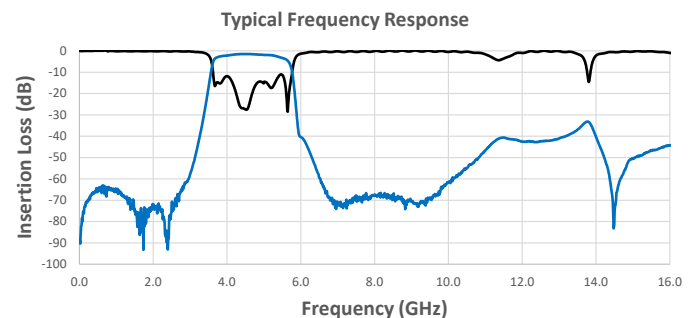
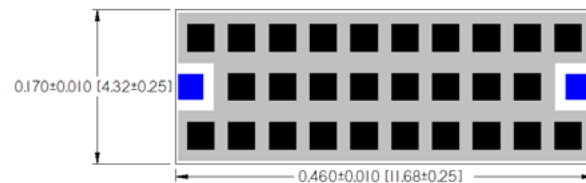
 **CLICK HERE TO DOWNLOAD DATA FILES**

*Data files contain DXF and S2P files

DIMENSIONS – CASE SIZE E

Bottom View

inches (mm)



Multilayer Organic (MLO®) Filters

MLO® Band Pass Filters

BP0EA4583A7**

ELECTRICAL SPECIFICATIONS

	Min (GHz)	Max (GHz)		
Pass Band	4.583		1.1	dB Fc Typ
	3.521	5.979	5.0	dB Max
	3.521	5.979	1.6	dB Typ
	3.542	5.932	1.5	dB Ripple
Rejection	DC	2.770	30	dB Min
	7.419	9.000	30	dB Min
	DC	2.667	40	dB Min
Dimension	Thickness		22	Mils Max
RF Power	Power		2	Watts Max

[Click here to return to main table.](#)



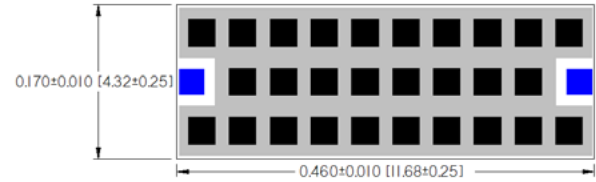
CLICK HERE TO DOWNLOAD DATA FILES

*Data files contain DXF and S2P files

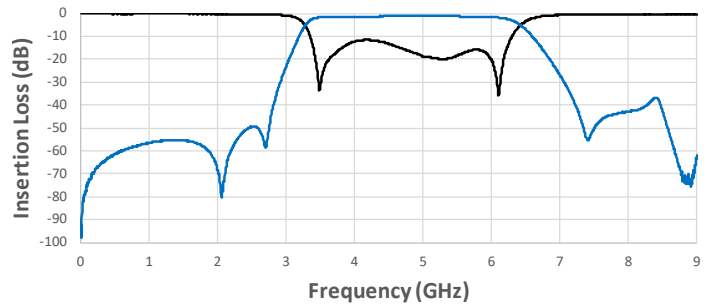
DIMENSIONS – CASE SIZE E

Bottom View

inches (mm)



Typical Frequency Response



BP0EA4600A7**

ELECTRICAL SPECIFICATIONS

	Min (GHz)	Max (GHz)		
Pass Band	4.600		3.8	dB Fc Typ
	3.660	5.780	5.0	dB Max
	3.660	5.780	1.8	dB Typ
	3.806	5.696	1.5	dB Ripple
Rejection	DC	2.990	30	dB Min
	7.150	9.680	30	dB Min
	DC	2.900	40	dB Min
Dimension	Thickness		22	Mils Max
RF Power	Power		2	Watts Max

[Click here to return to main table.](#)



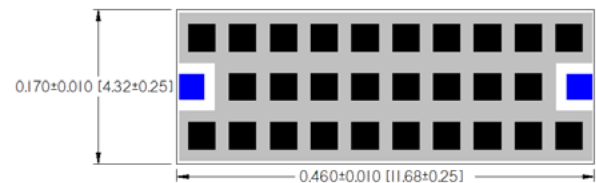
CLICK HERE TO DOWNLOAD DATA FILES

*Data files contain DXF and S2P files

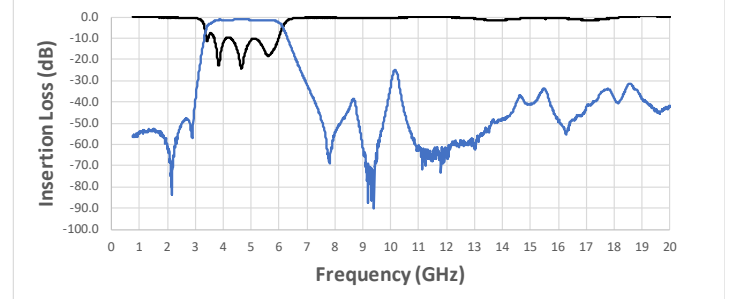
DIMENSIONS – CASE SIZE E

Bottom View

inches (mm)



Typical Frequency Response



Multilayer Organic (MLO®) Filters

MLO® Band Pass Filters

BP0EA4649A7**

ELECTRICAL SPECIFICATIONS

	Min (GHz)	Max (GHz)		
Pass Band	4.649		1.8	dB Fc Typ
	4.016	5.381	5.0	dB Max
	4.016	5.381	2.7	dB Typ
	4.371	5.285	1.5	dB Ripple
Rejection	DC	3.259	30	dB Min
	6.497	12.000	30	dB Min
	DC	3.159	40	dB Min
Dimensions	Thickness		22	Mils Max
	RF Power		Power	1

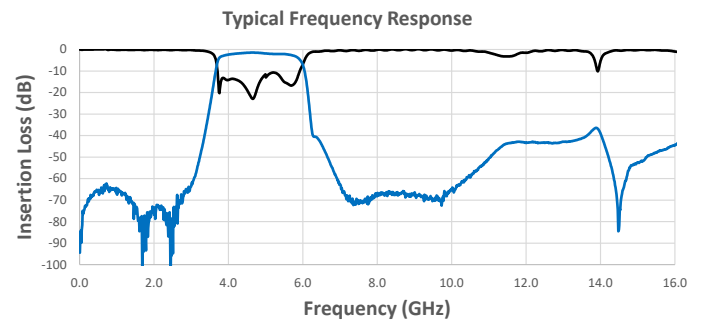
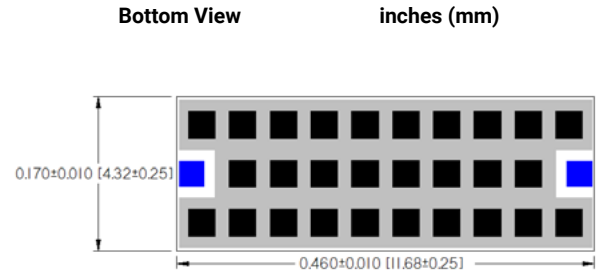
[Click here to return to main table.](#)



CLICK HERE TO DOWNLOAD DATA FILES

*Data files contain DXF and S2P files

DIMENSIONS – CASE SIZE E



BP0EA4680A7**

ELECTRICAL SPECIFICATIONS

	Min (GHz)	Max (GHz)		
Pass Band	4.680		1.2	dB Fc Typ
	3.700	5.930	5.0	dB Max
	3.700	5.930	1.8	dB Typ
	3.743	5.776	1.5	dB Ripple
Rejection	DC	3.050	30	dB Min
	7.370	9.860	30	dB Min
	DC	2.960	40	dB Min
Dimension	Thickness		22	Mils Max
RF Power	Power		2	Watts Max

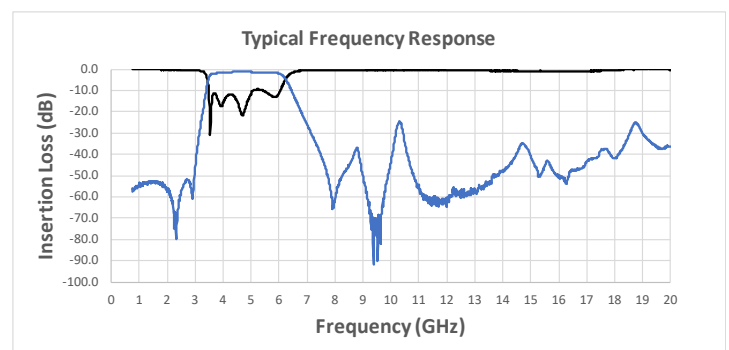
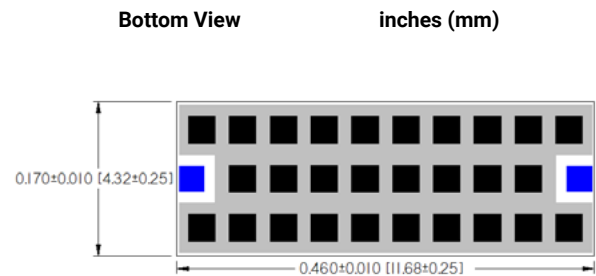
[Click here to return to main table.](#)



CLICK HERE TO DOWNLOAD DATA FILES

*Data files contain DXF and S2P files

DIMENSIONS – CASE SIZE E



Mouser Electronics

Authorized Distributor

Click to View Pricing, Inventory, Delivery & Lifecycle Information:

[Kyocera AVX:](#)

[BP0BA2260A700](#) [BP0DA0650A700](#) [BP0CA0855A700](#) [BP0EA0270A700](#) [BP0EA0420A700](#) [BP0IA0115A700](#)
[BP0EA4550A700](#) [BP0EA2000A700](#) [BP0EA2135A700](#) [BP0IA0170A700](#) [BP0EA0290A700](#) [BP0EA3123A700](#)
[BP0EA4583A700](#) [BP0CA1070A700](#) [BP0EA4400A700](#) [BP0DA0585A700](#) [BP0IA0110A700](#) [BP0BA3750A700](#)
[BP0IA0120A700](#) [BP0CA1090A700](#) [BP0EA2510A700](#) [BP0AA3790A700](#) [BP0BA2150A700](#) [BP0BA3900A700](#)
[BP0EA3060A700](#) [BP0EA0430A700](#) [BP0IA0180A700](#) [BP0BA3280A700](#) [BP0AA3580A700](#) [BP0BA3350A700](#)
[BP0EA4649A700](#) [BP0CA0810A700](#) [BP0EA4260A700](#) [BP0CA0825A700](#) [BP0EA3827A700](#) [BP0EA4363A700](#)
[BP0AA3700A700](#) [BP0BA3630A700](#) [BP0EA3597A700](#) [BP0IA0175A700](#) [BP0EA3720A700](#) [BP0BA2290A700](#)
[BP0BA3270A700](#) [BP0EA0400A700](#) [BP0EA2423A700](#) [BP0EA2055A700](#) [BP0DA0595A700](#) [BP0EA2568A700](#)
[BP0EA3284A700](#)

[KYOCERA AVX:](#)

[BP0FA1190A7TR\250](#) [BP0EA2540A7TR\250](#) [BP0FA1190A700](#) [BP0EA1980A7TR](#) [BP0EA3180A7TR](#)
[BP0EA3180A700](#) [BP0EA4680A7TR](#) [BP0EA2500A7TR\250](#) [BP0EA1950A7TR](#) [BP0EA4600A7TR\250](#)
[BP0EA2500A7TR](#) [BP0EA4600A700](#) [BP0FA1130A700](#) [BP0EA3430A7TR\250](#) [BP0CA1100A7TR](#) [BP0FA1130A7TR](#)
[BP0CA1610A7TR](#) [BP0EA3180A7TR\250](#) [BP0FA1190A7TR](#) [BP0CA0770A7TR](#) [BP0EA3310A7TR](#) [BP0EA3310A700](#)
[BP0EA2540A700](#) [BP0EA2620A7TR](#) [BP0FA1100A700](#) [BP0EA4440A7TR](#) [BP0EA4440A7TR\250](#) [BP0EA4600A7TR](#)
[BP0EA4680A7TR\250](#) [BP0EA4440A700](#) [BP0CA1610A7TR\250](#) [BP0CA0770A700](#) [BP0FA1100A7TR](#)
[BP0FA1130A7TR\250](#) [BP0EA2620A700](#) [BP0EA1950A7TR\250](#) [BP0EA4680A700](#) [BP0EA3430A7TR](#)
[BP0EA3430A700](#) [BP0EA1980A7TR\250](#) [BP0CA1100A7TR\250](#) [BP0CA1610A700](#) [BP0EA2540A7TR](#)
[BP0EA2620A7TR\250](#) [BP0EA3310A7TR\250](#) [BP0EA2500A700](#) [BP0EA1980A700](#) [BP0CA1100A700](#)
[BP0FA1100A7TR\250](#) [BP0CA0770A7TR\250](#) [BP0EA2090A7TR\250](#) [BP0EA1950A700](#) [BP0EA0280A700](#)
[BP0CA1160A700](#) [BP0BA2150A7**](#) [BP0EA4400A7**](#)