

(1.27 mm) .050" PITCH • DISCRETE WIRE ASSEMBLY/COMPONENTS

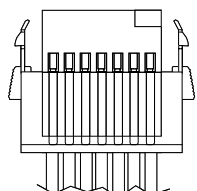
SERIES	POSITIONS PER ROW	WIRE GAUGE	PLATING OPTION	ASSEMBLED LENGTH	END OPTION	END 2 OPTION
SFSD = Double Row PVC Cable SFSDT = Double Row Blue *Teflon™ Fluoropolymer Cable	-03, -04, -05, -07, -10, -15, -20, -25, -40, -50 (Standard sizes)	-28 = 28 AWG -28C = Color Coded Cable (SFSD only) -30 = 30 AWG	-G = 10 μ" (0.25 μm) Gold on contact, Gold Flash on balance	-"XX.XX" = Assembled Length in Inches (76.20 mm) 03.00" min. for -S end option (82.60 mm) 03.25" min. for -D end option	-S = Single Ended -D = Double Ended For -(X) specify "S" for single ended and "D" for double ended. -(X)R = Retention Latch (TFM-WT option required for mating) -(X)S = Screw Down (Not available in -03, -04 & -50 positions) (Mates with TFM-DS option)	Requires -D, -DS, -DR (End 1 Notch Up) -NUS = Notch up, straight (Pin 1 to Pin N-1) -NDS = Notch down, straight (Pin 1 to Pin 2) -NUX = Notch up, crossed (Pin 1 to Pin N) -NDX = Notch down, crossed (Pin 1 to Pin 1)

SFSD(T) Board Mates: TFM, TFML, TFC (-SR & -DR requires -WT option)

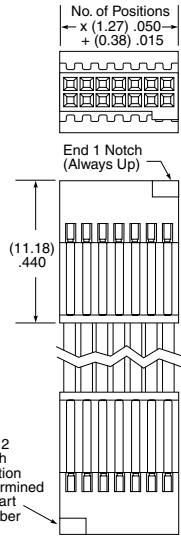
SPECIFICATIONS

Insulator Material: Black LCP
Contact Material: BeCu
Plating: Au over 50 μ" (1.27 μm) Ni
Current Rating: 2.9 A per pin (2 pins powered)
Operating Temp Range: -10 °C to +80 °C (PVC) -40 °C to +125 °C (*Teflon™ Fluoropolymer)
Voltage Rating: 280 VAC (PVC) 313 VAC (*Teflon™ Fluoropolymer)
Wire: 28 or 30 AWG

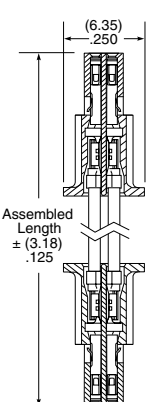
PIN	COLOR
1	BROWN
2	RED
3	ORANGE
4	YELLOW
5	GREEN
6	VIOLET
7	GRAY
8	WHITE
9	BLACK
10	BLUE
ETC	REPEAT



-SR



-D-NUS



SFSD OR SFSDT


*Teflon™ is a trademark of The Chemours Company FC, LLC used under license by Samtec.

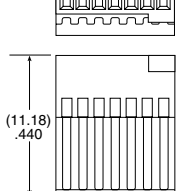
Notes: Teflon™ Fluoropolymer cable is intended for crimp only. Contact Samtec for solderable cable applications.

For wiring option information refer to drawings on web.

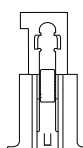
View complete specifications at: samtec.com?SFSD & samtec.com?SFSDT

ISDF	POSITIONS PER ROW	ROW OPTION	OPTION	SERIES	WIRE GAUGE	01	PLATING
	-03, -04, -05, -07, -10, -15, -20, -25, -40, -50 (Standard sizes)	-D = Double Row	-M = Metal Retention Latch -S = Screw Down	CC03R = Contact, Full Reel (35,000 Parts per Reel) CC03M = Contact, Mini Reel (1,000 - 5,000 Parts per Reel)	-2830 = 28 to 30 AWG		-GF = Gold flash contact -G = 10 μ" (0.25 μm) Gold on contact

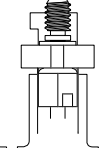





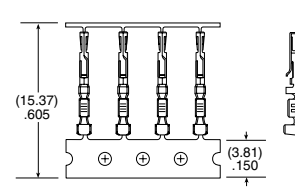
-D



-M



-S

TOOLING

Hand Tool: CAT-HT-203-2830-12

Mini Applicator: CAT-MC-203-2830-XX-01

Clamp for mounting hand tool: CAT-HT-MNT-01

Extraction Tool: CAT-EX-169-01

Note: Some lengths, styles and options are non-standard, non-returnable.

View complete specifications at: samtec.com?ISDF, samtec.com?CC03R & samtec.com?CC03M

Mouser Electronics

Authorized Distributor

Click to View Pricing, Inventory, Delivery & Lifecycle Information:

[Samtec:](#)

[SFSDT-05-28-G-10.00-SR](#) [SFSDT-10-28-G-03.25-DR-NDX](#) [SFSDT-15-28-G-12.00-SR](#) [SFSDT-15-28-G-10.00-SR](#)
[SFSDT-10-28-G-72.00-SR](#) [SFSDT-05-28-G-03.25-SR](#) [SFSDT-04-28-G-08.00-SR](#) [SFSDT-50-28-H-20.00-D-NDX](#)
[SFSDT-30-30-G-09.00-D-NDX](#) [SFSDT-25-28-G-08.00-DR-NDX](#) [SFSDT-20-30-G-03.25-D-NUS](#) [SFSDT-30-28-G-](#)
[06.00-DR-NUS](#) [SFSDT-25-28-G-18.00-S](#) [SFSDT-30-28-H-12.00-DR-NDX](#) [SFSDT-25-28-G-18.00-D-NDS](#) [SFSDT-25-](#)
[28-G-06.00-DR-NDX](#) [SFSDT-30-30-G-07.00-D-NDX](#) [SFSDT-10-28-G-10.00-DR-NDX](#) [SFSDT-15-28-G-05.00-S](#)
[SFSDT-10-28-H-20.00-SR](#) [SFSDT-15-28-G-12.00-DR-NDX](#) [SFSDT-05-28-G-06.00-S](#) [SFSDT-05-28-G-20.00-SR](#)
[SFSDT-07-28-G-03.25-DR-NDX](#) [SFSDT-25-28-G-24.00-DR-NDX](#) [SFSDT-30-28-G-24.00-DR-NUS](#) [SFSDT-30-28-G-](#)
[36.00-DR-NUS](#) [SFSDT-20-28-G-04.00-DR-NUS](#) [SFSDT-20-28-G-05.00-SR](#) [SFSDT-25-28-H-18.00-SR](#) [SFSDT-20-28-](#)
[G-08.00-D-NUX](#) [SFSDT-20-28-G-10.00-SR](#) [SFSDT-20-28-H-10.00-SR](#) [SFSDT-20-28-G-03.25-DR-NUS](#) [SFSDT-20-](#)
[28-G-12.00-DR-NDX](#) [SFSDT-07-28-H-24.00-SR](#) [SFSDT-15-28-G-15.00-S](#) [SFSDT-15-28-G-36.00-SL](#) [SFSDT-15-28-](#)
[H-10.75-D-NDX](#) [SFSDT-05-28-G-07.00-SR](#) [SFSDT-07-28-G-12.00-D-NUS](#) [SFSDT-10-28-G-05.12-DR-NDX](#) [SFSDT-](#)
[10-28-G-24.00-SR](#) [SFSDT-10-28-H-05.00-SR](#) [SFSDT-10-28-H-11.25-D-NDX](#) [SFSDT-15-28-G-18.00-SR](#) [SFSDT-10-](#)
[28-G-12.00-DR-NDX](#) [SFSDT-10-28-H-24.00-SR](#) [SFSDT-07-28-G-24.00-SR](#) [SFSDT-10-28-G-03.00-SL](#) [SFSDT-15-28-](#)
[G-03.00-SR](#) [SFSDT-15-28-G-24.00-SR](#) [SFSDT-15-28-G-36.00-DR-NUS](#) [SFSDT-20-28-G-03.50-DR-NDX](#) [SFSDT-05-](#)
[28-G-03.00-S](#) [SFSDT-05-28-G-03.00-SR](#) [SFSDT-05-28-G-06.50-DR-NDX](#) [SFSDT-10-28-G-10.00-S](#) [SFSDT-10-28-G-](#)
[24.00-DR-NDX](#) [SFSDT-05-28-G-20.00-S](#) [SFSDT-05-30-G-06.00-D-NDX](#) [SFSDT-07-28-G-36.00-S](#) [SFSDT-10-28-G-](#)
[06.00-SR](#) [SFSDT-05-28-G-08.00-S](#) [SFSDT-05-28-H-20.00-SR](#) [SFSDT-07-28-G-03.25-DR-NUS](#) [SFSDT-07-28-G-](#)
[24.00-S](#) [SFSDT-07-28-H-11.00-DR-NDX](#) [SFSDT-10-28-G-20.00-SR](#) [SFSDT-10-28-G-20.00-DR-NUS](#) [SFSDT-05-28-](#)
[G-05.00-DR-NDX](#) [SFSDT-05-28-G-10.00-S](#) [SFSDT-05-28-G-06.00-D-NDX](#) [SFSDT-05-28-G-12.00-D-NUS](#) [SFSDT-10-](#)
[28-G-03.25-SR](#) [SFSDT-10-28-G-40.00-D-NDX](#) [SFSDT-10-28-G-36.00-SR](#) [SFSDT-07-28-G-20.00-SR](#) [SFSDT-10-28-](#)
[G-15.00-S](#) [SFSDT-10-28-G-08.00-D-NDX](#) [SFSDT-07-28-G-08.00-DL-NDX](#) [SFSDT-07-28-G-12.00-DL-NUS](#) [SFSDT-](#)
[10-28-G-04.00-DR-NDX](#) [SFSDT-10-28-G-08.00-DR-NDX](#) [SFSDT-10-28-G-05.00-D-NDX](#) [SFSDT-05-28-H-08.00-SR](#)
[SFSDT-05-28-G-15.00-S](#) [SFSDT-03-28-G-24.00-SR](#) [SFSDT-05-28-G-10.00-SS](#) [SFSDT-05-28-H-10.00-SS](#) [SFSDT-](#)
[07-28-G-06.00-SS](#) [SFSDT-03-28-G-08.00-SR](#) [SFSDT-04-28-G-03.00-SR](#) [SFSDT-05-28-G-03.25-DS-NUS](#) [SFSDT-05-](#)
[28-G-08.00-SS](#) [SFSDT-05-28-G-08.00-SR](#) [SFSDT-05-28-G-36.00-D-NDX](#) [SFSDT-50-28-G-05.00-SR](#) [SFSDT-25-28-](#)
[G-08.00-D-NDX](#) [SFSDT-25-28-G-36.00-SR](#)