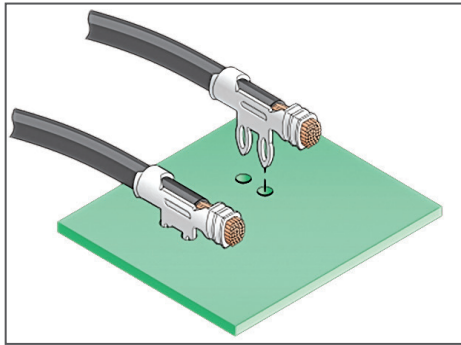




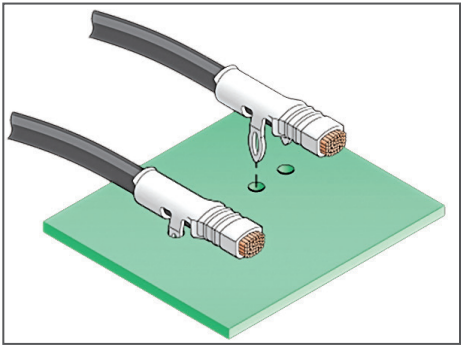
**Ideal for tight packaging constraints, low-profile SolderRight Direct-Solder Terminals enable right-angle connections to a PCB at a low applied cost**

**Features and Benefits**

Right-angle mounting orientation	Provides super low profile solder option for wires exiting a PCB (much lower than a “solder & bend” operation that many customers use)
Multiple terminal/wire size ranges (14 to 28 AWG)	Enable signal-to-power current capability while optimizing PCB space
Twin solder pins	Provide unmatched stability for solder processing and allow redundant current paths
Solder pins positioned between the insulation and conductor crimps	Offer superior wire strain relief and resist terminal and solder joint breakage if wire is pulled
Single terminal, one-piece crimp design	One of the lowest-cost, most reliable, direct solder interconnects in the market
Lowered profile from 3.50 to 1.95mm	Allows minimum “z” height soldering profile for tight packaging constraints



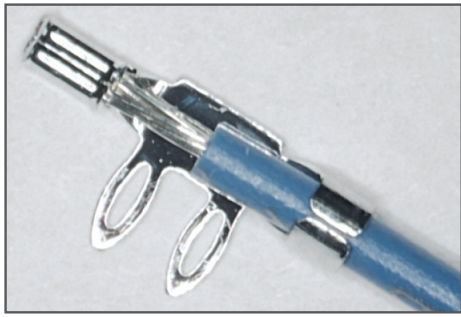
In-Line Mount



Straddle Mount

**SolderRight Direct-Solder Terminals**

- 172677** 22 to 28 AWG In-Line Mount
- 172249** 14 to 20 AWG In-Line Mount
- 171892** 16 to 18 AWG Straddle Mount



SolderRight Direct Solder In-Line Mount Terminal

### Applications

#### Consumer Appliances / White Goods

- Ranges
- Refrigerators
- Laundry equipment
- Vacuums

#### Industrial

#### Networking and Telecommunication

#### Applications

- Switches
- Servers
- Power supplies

#### Power Supplies

- 50 to 2,500W
- Consumer Products
- Cordless tools
- Non-Automotive
- Motorcycles / ATVs
- Marine
- Recreational vehicles

#### Automotive

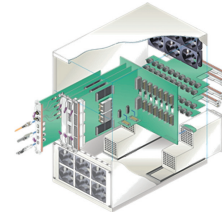
- Vehicle electronics

#### Medical


- Patient monitors
- Diagnostic imaging
- Therapeutic devices



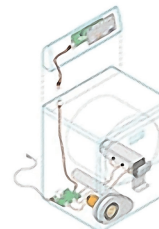
Medical Scanner



Data Networking



Power Supplies



Appliances



Automotive

### Specifications

#### Reference Information

Packaging: Reels  
 UL File No.: E470987  
 (for 172249 and 172677)  
 Mates With: PCB  
 Designed In: Millimeters  
 RoHS: Yes  
 Halogen Free: Yes  
 Glow Wire Compliant: Yes

#### Electrical

Voltage (max.): Application dependent  
 Current (max.): 23.0A  
 Contact Resistance (max.): 5 milliohms

#### Mechanical

Terminal Insertion Force to PCB (avg.):  
 29.86 N  
 Terminal Retention to PCB (avg.):  
 23.57 N

#### Physical

Contact: Copper Alloy  
 Plating: Tin  
 Underplating — Nickel  
 PCB Thickness: 0.062" to 0.093"  
 Operating Temperature: -40 to +105°C

### Ordering Information

Series No.	Wire Gauge (AWG)	Mount Style
<a href="#">171892</a>	16 to 18 AWG	Straddle
<a href="#">172249</a>	14 to 20 AWG	In-Line
<a href="#">172677</a>	22 to 28 AWG	

\*Click on sample part link to order samples for your personal sample kit